



# Bonus Points

Saturday, 7 April 2018

Division	1	Distance		KM	Race type	Scratch			
Place	Competitor:	Gun Tim	Handicap	Actual time	Time / KM:	Last Years	PB	New runner?	Fastest
B	Rebecca Riedl				6:04	6:48	<input type="checkbox"/>		<input type="checkbox"/>

Division	2	Distance		KM	Race type	Scratch			
Place	Competitor:	Gun Tim	Handicap	Actual time	Time / KM:	Last Years	PB	New runner?	Fastest
1	Abbas Rajab Ali				3:11	3:13	<input type="checkbox"/>		<input type="checkbox"/>
1	Ben Adams				4:13	4:26	<input type="checkbox"/>		<input type="checkbox"/>
1	Abbey Berlese				4:10	4:55	<input type="checkbox"/>		<input type="checkbox"/>

Division	3	Distance		KM	Race type	Scratch			
Place	Competitor:	Gun Tim	Handicap	Actual time	Time / KM:	Last Years	PB	New runner?	Fastest
B	Thomas Death				3:56	4:09	<input type="checkbox"/>		<input type="checkbox"/>
B	Savannah McKenzie				4:43	4:57	<input type="checkbox"/>		<input type="checkbox"/>
B	Amelia Lowe				5:09	5:52	<input type="checkbox"/>		<input type="checkbox"/>
B	Bianca Anderson				3:49	3:50	<input type="checkbox"/>		<input type="checkbox"/>



# Tailrace

Saturday, 7 April 2018

Division  Distance  KM Race type

Place	Competitor:	Gun Tim	Handicap	Actual time	Time / KM:	Last Years	PB	New runner?	Fastest
01	Sam Clifford	15.45	0.00	15.45	3:09		<input type="checkbox"/>		<input checked="" type="checkbox"/>
02	Lucy Jones	19.12	0.00	19.12	3:50		<input type="checkbox"/>	First Event	<input checked="" type="checkbox"/>
03	Marcus Butler	21.13	0.00	21.13	4:15		<input type="checkbox"/>	First Run	<input type="checkbox"/>
04	Montana McKenzie	22.19	0.00	22.19	4:28	4:43	<input checked="" type="checkbox"/>		<input type="checkbox"/>
05	Emma Butler	22.29	0.00	22.29	4:30		<input type="checkbox"/>	First Event	<input type="checkbox"/>
06	Mick Halaby	23.06	0.00	23.06	4:37	4:20	<input type="checkbox"/>		<input type="checkbox"/>
07	Darren Sullivan	23.30	0.00	23.30	4:42	4:31	<input type="checkbox"/>		<input type="checkbox"/>
08	Ron Davidson	23.46	0.00	23.46	4:45		<input type="checkbox"/>	First Event	<input type="checkbox"/>
09	Ben Bottle	24.11	0.00	24.11	4:50	4:44	<input type="checkbox"/>		<input type="checkbox"/>
10	Stuart Roberts	24.12	0.00	24.12	4:50		<input type="checkbox"/>	First Event	<input type="checkbox"/>
11	Allison Maloney	24.17	0.00	24.17	4:51	4:52	<input checked="" type="checkbox"/>		<input type="checkbox"/>
12	Kye Bottle	24.57	0.00	24.57	4:59	4:33	<input type="checkbox"/>		<input type="checkbox"/>
13	Natasha Adams	25.04	0.00	25.04	5:01	5:01	<input checked="" type="checkbox"/>		<input type="checkbox"/>
14	Tristram Fitzallen	26.01	0.00	26.01	5:12	5:01	<input type="checkbox"/>	First Event	<input type="checkbox"/>
15	Jonathon Death	27.31	0.00	27.31	5:30	5:30	<input type="checkbox"/>		<input type="checkbox"/>
16	Barbara Clayton	27.53	0.00	27.53	5:35	5:51	<input checked="" type="checkbox"/>		<input type="checkbox"/>
17	Seona Findlay	29.11	0.00	29.11	5:50	5:36	<input type="checkbox"/>		<input type="checkbox"/>
18	Catherine Barker	31.17	0.00	31.17	6:15	5:40	<input type="checkbox"/>		<input type="checkbox"/>
19	Lorna Wilson	33.19	0.00	33.19	6:40	6:58	<input checked="" type="checkbox"/>		<input type="checkbox"/>
20	Rebecca Riedl	33.20	0.00	33.20	6:40	6:58	<input checked="" type="checkbox"/>		<input type="checkbox"/>
21	Tony Walsh	34.40	0.00	34.40	6:56	6:29	<input type="checkbox"/>		<input type="checkbox"/>
22	David Nicholls	35.32	0.00	35.32	7:06	6:11	<input type="checkbox"/>		<input type="checkbox"/>
23	Steve Elton	36.22	0.00	36.22	7:16	6:54	<input type="checkbox"/>		<input type="checkbox"/>
24	Paul Hefford	37.35	0.00	37.35	7:31	7:31	<input type="checkbox"/>		<input type="checkbox"/>
25	Jacquie Spencer	52.43	0.00	52.43	10:33	9:40	<input type="checkbox"/>		<input type="checkbox"/>

Note: Placings are adjusted to New Runner rules - See Booklet for details



# Tailrace

Saturday, 7 April 2018

Division **2** Distance **3** KM Race type **Scratch**

Place	Competitor:	Gun Tim	Handicap	Actual time	Time / KM:	Last Years	PB	New runner?	Fastest
01	Abbas Rajab Ali	9.33	0.00	9.33	3:11		<input type="checkbox"/>		<input checked="" type="checkbox"/>
02	Sam Talbot	10.27	0.00	10.27	3:29	3:54	<input checked="" type="checkbox"/>		<input type="checkbox"/>
03	Abbie Butler	10.52	0.00	10.52	3:37		<input type="checkbox"/>	First Run	<input checked="" type="checkbox"/>
04	Mitchell Butler	11.15	0.00	11.15	3:45		<input type="checkbox"/>	First Run	<input type="checkbox"/>
05	Nasrullah Rajab Ali	11.26	0.00	11.26	3:49	3:38	<input type="checkbox"/>		<input type="checkbox"/>
06	Isabella Davie	11.27	0.00	11.27	3:49	3:49	<input type="checkbox"/>		<input type="checkbox"/>
07	Riley Howard	12.06	0.00	12.06	4:02		<input type="checkbox"/>	First Run	<input type="checkbox"/>
08	Erin Giles	12.27	0.00	12.27	4:09	3:53	<input type="checkbox"/>		<input type="checkbox"/>
09	Abbey Berlese	12.30	0.00	12.30	4:10		<input type="checkbox"/>		<input type="checkbox"/>
10	Ben Adams	12.39	0.00	12.39	4:13	4:53	<input checked="" type="checkbox"/>		<input type="checkbox"/>
11	Emily Macinnes	12.40	0.00	12.40	4:13		<input type="checkbox"/>	First Run	<input type="checkbox"/>
12	Will Bottle	12.45	0.00	12.45	4:15	4:00	<input type="checkbox"/>		<input type="checkbox"/>
13	Damon White	12.48	0.00	12.48	4:16	4:34	<input checked="" type="checkbox"/>		<input type="checkbox"/>
14	Bridie Findlay	12.54	0.00	12.54	4:18		<input type="checkbox"/>	First Run	<input type="checkbox"/>
15	Luke McKenzie	12.57	0.00	12.57	4:19		<input type="checkbox"/>	First Run	<input type="checkbox"/>
16	Alyson Wood	13.01	0.00	13.01	4:20	4:15	<input type="checkbox"/>		<input type="checkbox"/>
17	Bonnie Talbot	13.07	0.00	13.07	4:22	4:20	<input type="checkbox"/>		<input type="checkbox"/>
18	Lily Case	13.15	0.00	13.15	4:25		<input type="checkbox"/>		<input type="checkbox"/>
19	Quinton Death	13.17	0.00	13.17	4:26	4:36	<input checked="" type="checkbox"/>		<input type="checkbox"/>
20	Maddison Bakes	13.20	0.00	13.20	4:27	4:34	<input checked="" type="checkbox"/>		<input type="checkbox"/>
21	Eden Seckold-Bamford	13.28	0.00	13.28	4:29		<input type="checkbox"/>	First Run	<input type="checkbox"/>
22	Kate Healer	13.28	0.00	13.28	4:29		<input type="checkbox"/>	First Run	<input type="checkbox"/>
23	Blaise Fitzallen	13.38	0.00	13.38	4:33		<input type="checkbox"/>	First Run	<input type="checkbox"/>
24	Makayla Holmes	13.48	0.00	13.48	4:36	5:05	<input checked="" type="checkbox"/>	First Run	<input type="checkbox"/>
25	Chloe White	14.03	0.00	14.03	4:41	4:38	<input type="checkbox"/>		<input type="checkbox"/>
26	Demi Petterwood	14.36	0.00	14.36	4:52	5:07	<input checked="" type="checkbox"/>		<input type="checkbox"/>
27	Alicia Arnold	14.45	0.00	14.45	4:55		<input type="checkbox"/>	First Run	<input type="checkbox"/>
28	Xavier Case	14.56	0.00	14.56	4:59		<input type="checkbox"/>	First Run	<input type="checkbox"/>
29	Macie Petterwood	15.03	0.00	15.03	5:01		<input type="checkbox"/>	First Run	<input type="checkbox"/>
30	Sophie Roberts	15.14	0.00	15.14	5:05		<input type="checkbox"/>	First Run	<input type="checkbox"/>
31	Steve Case	15.27	0.00	15.27	5:09		<input type="checkbox"/>	First Run	<input type="checkbox"/>
32	Asha Lowe	16.26	0.00	16.26	5:29		<input type="checkbox"/>	First Run	<input type="checkbox"/>
33	James Anderson	18.33	0.00	18.33	6:11	6:06	<input type="checkbox"/>		<input type="checkbox"/>
34	Brodie Leslie	19.10	0.00	19.10	6:23	6:09	<input type="checkbox"/>		<input type="checkbox"/>
35	Lynn Halaby	22.14	0.00	22.14	7:25	7:06	<input type="checkbox"/>		<input type="checkbox"/>
36	Gerard Little	22.53	0.00	22.53	7:38	7:46	<input checked="" type="checkbox"/>		<input type="checkbox"/>
37	Sharon Bottle	22.54	0.00	22.54	7:38		<input type="checkbox"/>	First Run	<input type="checkbox"/>
38	Brenda Giles	25.08	0.00	25.08	8:23		<input type="checkbox"/>	First Run	<input type="checkbox"/>
39	Tess Howard	26.26	0.00	26.26	8:49		<input type="checkbox"/>	First Run	<input type="checkbox"/>
40	Jamie Howard	26.27	0.00	26.27	8:49		<input type="checkbox"/>	First Run	<input type="checkbox"/>

Note: Placings are adjusted to New Runner rules - See Booklet for details



# Tailrace

Saturday, 7 April 2018

Division 3 Distance 1.5 KM Race type Scratch

Place	Competitor:	Gun Tim	Handicap	Actual time	Time / KM:	Last Years	PB	New runner?	Fastest
01	Bianca Anderson	5.44		5.44	3:49	3:50	<input checked="" type="checkbox"/>		<input checked="" type="checkbox"/>
02	Thomas Death	5.54		5.54	3:56	5:02	<input checked="" type="checkbox"/>		<input checked="" type="checkbox"/>
03	Luke Butler	6.11		6.11	4:07		<input type="checkbox"/>	First Run	<input type="checkbox"/>
04	Amy Campbell	6.25		6.25	4:17		<input type="checkbox"/>	First Run	<input type="checkbox"/>
05	Mimi Brown	6.29		6.29	4:19	4:13	<input type="checkbox"/>	First Run	<input type="checkbox"/>
06	Annabelle Cook	6.36		6.36	4:24	4:35	<input checked="" type="checkbox"/>		<input type="checkbox"/>
07	Ruby Williams	6.41		6.41	4:27	4:21	<input type="checkbox"/>		<input type="checkbox"/>
08	Lincon Talbot	7.00		7.00	4:40		<input type="checkbox"/>	First Run	<input type="checkbox"/>
09	Savannah McKenzie	7.05		7.05	4:43	5:13	<input checked="" type="checkbox"/>		<input type="checkbox"/>
10	Georgia Freeman	7.21		7.21	4:54		<input type="checkbox"/>	First Run	<input type="checkbox"/>
11	Sophie Holmes	7.25		7.25	4:57	5:26	<input checked="" type="checkbox"/>		<input type="checkbox"/>
12	Alex Campbell	7.26		7.26	4:57		<input type="checkbox"/>	First Run	<input type="checkbox"/>
13	Amelia Holmes	7.37		7.37	5:05	5:16	<input checked="" type="checkbox"/>		<input type="checkbox"/>
14	Amelia Lowe	7.43		7.43	5:09		<input type="checkbox"/>		<input type="checkbox"/>
15	Chloe Bakes	7.43		7.43	5:09		<input type="checkbox"/>	First Run	<input type="checkbox"/>
16	Lindsay McKay	7.45		7.45	5:10	5:24	<input checked="" type="checkbox"/>		<input type="checkbox"/>
17	Rhodena Murfet	7.54		7.54	5:16	5:27	<input checked="" type="checkbox"/>		<input type="checkbox"/>
18	Stella Freeman	8.24		8.24	5:36		<input type="checkbox"/>	First Run	<input type="checkbox"/>
19	Adrian Tew	9.18		9.18	6:12	6:52	<input checked="" type="checkbox"/>		<input type="checkbox"/>
20	Eden McIntee	9.21		9.21	6:14		<input type="checkbox"/>	First Run	<input type="checkbox"/>
21	Evan Campbell	8.38		8.38	5:45		<input type="checkbox"/>	First Run	<input type="checkbox"/>
22	Kyllie Campbell	9.57		9.57	6:38		<input type="checkbox"/>	First Run	<input type="checkbox"/>
23	Gabby Pern	10.43		10.43	7:09		<input type="checkbox"/>	First Run	<input type="checkbox"/>
24	Emma Pern	10.44		10.44	7:09		<input type="checkbox"/>	First Run	<input type="checkbox"/>
25	Dale Kean	10.58		10.58	7:19	7:08	<input type="checkbox"/>		<input type="checkbox"/>
26	Hunter Fitzallen	12.18		12.18	8:12	7:51	<input type="checkbox"/>		<input type="checkbox"/>
27	Stewart Hatton	15.58		15.58	10:39		<input type="checkbox"/>	First Run	<input type="checkbox"/>
28	Sarah Squires	18.00		18.00	12:00		<input type="checkbox"/>	First Run	<input type="checkbox"/>
29	Maggie Squires	18.04		18.04	12:03		<input type="checkbox"/>	First Run	<input type="checkbox"/>

Note: Placings are adjusted to New Runner rules - See Booklet for details



# Paper Beach

Saturday, 14 April 2018

Division

1

Distance

8

KM

Race type

Handicap

Place	Competitor:	Gun Tim	Handicap	Actual time	Time / KM:	Last Years	PB	New runner?	Fastest
01	Barbara Clayton	55.55	<sup>10.46</sup>	45.09	5:39	6:06	<input type="checkbox"/>		<input type="checkbox"/>
02	Allison Maloney	57.36	<sup>17.02</sup>	40.34	5:04	4:59	<input type="checkbox"/>		<input type="checkbox"/>
03	Tony Brazendale	57.59	<sup>25.15</sup>	32.44	4:06		<input type="checkbox"/>		<input checked="" type="checkbox"/>
04	Jennifer Tait	58.22	<sup>19.41</sup>	38.41	4:50		<input type="checkbox"/>		<input checked="" type="checkbox"/>
05	Robert Gracey	58.50	<sup>23.01</sup>	35.49	4:29	4:12	<input type="checkbox"/>		<input type="checkbox"/>
06	Ben Bottle	58.52	<sup>17.27</sup>	41.25	5:11	5:13	<input type="checkbox"/>		<input type="checkbox"/>
07	Natasha Adams	59.00	<sup>15.55</sup>	43.05	5:23	5:03	<input type="checkbox"/>		<input type="checkbox"/>
08	Kye Bottle	59.36	<sup>15.39</sup>	43.57	5:30	6:00	<input type="checkbox"/>		<input type="checkbox"/>
09	Tony Walsh	59.59	<sup>2.50</sup>	57.09	7:09	7:48	<input type="checkbox"/>		<input type="checkbox"/>
10	Mick Halaby	60.10	<sup>20.39</sup>	39.31	4:56	4:51	<input type="checkbox"/>		<input type="checkbox"/>
11	Tristram Fitzallen	57.32	<sup>15.05</sup>	42.27	5:18		<input type="checkbox"/>	Second Run	<input type="checkbox"/>
12	Stuart Roberts	59.04	<sup>19.24</sup>	39.40	4:58		<input type="checkbox"/>	Second run	<input type="checkbox"/>
13	Catherine Barker	60.12	<sup>9.39</sup>	50.33	6:19	6:09	<input type="checkbox"/>		<input type="checkbox"/>
14	Steve Elton	60.39	<sup>0.11</sup>	60.28	7:33	8:29	<input type="checkbox"/>		<input type="checkbox"/>
15	Seona Findlay	60.42	<sup>12.52</sup>	47.50	5:59	5:32	<input type="checkbox"/>		<input type="checkbox"/>
16	Darren Sullivan	61.22	<sup>21.55</sup>	39.27	4:56	4:23	<input type="checkbox"/>		<input type="checkbox"/>
17	Paul Hefford	63.33	<sup>7.34</sup>	55.59	7:00	6:38	<input type="checkbox"/>		<input type="checkbox"/>

Note: Placings are adjusted to New Runner rules - See Booklet for details



# Paper Beach

Saturday, 14 April 2018

Division 2 Distance 3 KM Race type Handicap

Place	Competitor:	Gun Tim	Handicap	Actual time	Time / KM:	Last Years	PB	New runner?	Fastest
01	Chloe White	25.19	11.10	14.09	4:43		<input type="checkbox"/>		<input type="checkbox"/>
02	Sam Talbot	25.24	14.40	10.44	3:35		<input type="checkbox"/>		<input checked="" type="checkbox"/>
03	Ben Adams	25.48	12.20	13.28	4:29	4:44	<input checked="" type="checkbox"/>		<input type="checkbox"/>
04	Damon White	25.48	12.15	13.33	4:31	4:15	<input type="checkbox"/>		<input type="checkbox"/>
05	Montana McKenzie	25.54	12.35	13.19	4:26		<input type="checkbox"/>		<input type="checkbox"/>
06	Alyson Wood	26.00	12.25	13.35	4:32	4:12	<input type="checkbox"/>		<input type="checkbox"/>
07	Erin Giles	26.02	13.20	12.42	4:14		<input type="checkbox"/>		<input type="checkbox"/>
08	Bonnie Talbot	26.04	12.00	14.04	4:41		<input type="checkbox"/>		<input type="checkbox"/>
09	Isabella Davie	26.07	13.35	12.32	4:11		<input type="checkbox"/>		<input checked="" type="checkbox"/>
10	Maddison Bakes	26.07	12.10	13.57	4:39	4:16	<input type="checkbox"/>		<input type="checkbox"/>
11	Luke McKenzie	25.41	12.05	13.36	4:32		<input type="checkbox"/>	Second Run	<input type="checkbox"/>
12	Macie Petterwood	25.51	10.50	15.01	5:00		<input type="checkbox"/>	Second Run	<input type="checkbox"/>
13	Bridie Findlay	25.59	12.25	13.34	4:31		<input type="checkbox"/>	Second Run	<input type="checkbox"/>
14	Stella Gracey	26.19	12.50	13.29	4:30	4:01	<input type="checkbox"/>		<input type="checkbox"/>
15	Abbey Berlese	26.22	12.30	13.52	4:37	5:13	<input checked="" type="checkbox"/>		<input type="checkbox"/>
16	James Anderson	26.23	7.40	18.43	6:14	5:57	<input type="checkbox"/>		<input type="checkbox"/>
17	Demi Petterwood	26.30	11.10	15.20	5:07	4:42	<input type="checkbox"/>		<input type="checkbox"/>
18	Emily Macinnes	26.46	13.20	13.26	4:29		<input type="checkbox"/>	Second Run	<input type="checkbox"/>
19	Sophie Roberts	26.47	10.45	16.02	5:21		<input type="checkbox"/>	Second Run	<input type="checkbox"/>
20	Eden Seckold-Bamford	27.09	12.35	14.34	4:51		<input type="checkbox"/>	Second Run	<input type="checkbox"/>
21	Hamish Cook	27.18	14.10	13.08	4:23		<input type="checkbox"/>	First Run	<input type="checkbox"/>
22	Blaise Fitzallen	27.19	12.55	14.24	4:48	5:14	<input checked="" type="checkbox"/>	Second Run	<input type="checkbox"/>
23	Kate Healer	27.28	12.55	14.33	4:51		<input type="checkbox"/>	Second Run	<input type="checkbox"/>
24	Makayla Holmes	27.29	12.20	15.09	5:03		<input type="checkbox"/>	Second Run	<input type="checkbox"/>
25	Sharon Bottle	27.33	4.40	22.53	7:38		<input type="checkbox"/>	Second Run	<input type="checkbox"/>
26	Lynn Halaby	29.00	5.15	23.45	7:55		<input type="checkbox"/>		<input type="checkbox"/>
27	Brenda Giles	29.13	3.00	26.13	8:44		<input type="checkbox"/>	Second run	<input type="checkbox"/>
28	Gerard Little	31.51	3.55	27.56	9:19	7:33	<input type="checkbox"/>		<input type="checkbox"/>

Note: Placings are adjusted to New Runner rules - See Booklet for details



# Paper Beach

Saturday, 14 April 2018

Division

3

Distance

1.5

KM
Race type

Handicap

Place	Competitor:	Gun Tim	Handicap	Actual time	Time / KM:	Last Years	PB	New runner?	Fastest
01	Sophie Holmes	12.27	4.45	7.42	5:08	4:50	<input type="checkbox"/>		<input type="checkbox"/>
02	Savannah McKenzie	12.29	4.55	7.34	5:03	5:01	<input type="checkbox"/>		<input type="checkbox"/>
03	Annabelle Cook	12.35	5.35	7.00	4:40	4:31	<input type="checkbox"/>		<input checked="" type="checkbox"/>
04	Damien Berlese	12.47	4.50	7.57	5:18		<input type="checkbox"/>		<input type="checkbox"/>
05	Amelia Holmes	12.52	4.35	8.17	5:31	4:55	<input type="checkbox"/>		<input type="checkbox"/>
06	Ruby Williams	12.54	5.20	7.34	5:03		<input type="checkbox"/>		<input type="checkbox"/>
07	Dale Kean	12.55	1.20	11.35	7:43	7:05	<input type="checkbox"/>		<input type="checkbox"/>
08	Hunter Fitzallen	13.04	2.50	10.14	6:49	6:07	<input type="checkbox"/>		<input type="checkbox"/>
09	Lillian Giles	13.06	5.45	7.21	4:54		<input type="checkbox"/>		<input type="checkbox"/>
10	Rhodena Murfet	13.23	4.55	8.28	5:39	4:44	<input type="checkbox"/>		<input type="checkbox"/>
11	Emma Pern	10.47	1.45	9.02	6:01		<input type="checkbox"/>	Second Run	<input type="checkbox"/>
12	Chloe Bakes	10.57	3.10	7.47	5:11		<input type="checkbox"/>	Second Run	<input type="checkbox"/>
13	Eden McIntee	12.29	3.10	9.19	6:13		<input type="checkbox"/>	Second Run	<input type="checkbox"/>
14	Lincon Talbot	12.46	5.30	7.16	4:51		<input type="checkbox"/>	Second Run	<input checked="" type="checkbox"/>
15	Eliza Davie	13.56	5.30	8.26	5:37		<input type="checkbox"/>	First Run	<input type="checkbox"/>
16	Ryan McIntee	14.15	2.25	11.50	7:53		<input type="checkbox"/>	First Run	<input type="checkbox"/>
17	Adrian Tew	15.41	4.35	11.06	7:24		<input type="checkbox"/>		<input type="checkbox"/>
18	Caitlen Thow	17.06	5.30	11.36	7:44		<input type="checkbox"/>	First run	<input type="checkbox"/>



# Westbury


Saturday, 21 April 2018

Division **1** Distance **6** KM Race type **Handicap**

Place	Competitor:	Gun Tim	Handicap	Actual time	Time / KM:	Last Years	PB	New runner?	Fastest
01	Leigh Dornauf	50.00	22.00	28.00	4:40		<input type="checkbox"/>		<input type="checkbox"/>
02	Rebecca Riedl	50.33	8.15	42.18	7:03	7:02	<input type="checkbox"/>		<input type="checkbox"/>
03	Lorna Wilson	50.35	8.15	42.20	7:03	7:02	<input type="checkbox"/>		<input type="checkbox"/>
04	Paul McShane	50.47	19.05	31.42	5:17	5:03	<input type="checkbox"/>		<input type="checkbox"/>
05	Angela Smith	50.55	21.15	29.40	4:57	4:55	<input type="checkbox"/>		<input type="checkbox"/>
06	Allison Maloney	51.26	20.45	30.41	5:07	5:01	<input type="checkbox"/>		<input type="checkbox"/>
07	Montana McKenzie	51.31	23.20	28.11	4:42	4:47	<input checked="" type="checkbox"/>		<input type="checkbox"/>
08	Sam Talbot	51.37	29.07	22.30	3:45		<input type="checkbox"/>		<input checked="" type="checkbox"/>
09	Robert Gracey	51.56	25.10	26.46	4:28		<input type="checkbox"/>		<input type="checkbox"/>
10	Natasha Adams	51.58	19.55	32.03	5:21	5:03	<input type="checkbox"/>		<input type="checkbox"/>
11	David Findlay	51.33	22.00	29.33	4:56		<input type="checkbox"/>	First run	<input type="checkbox"/>
12	Tristram Fitzallen	51.53	19.20	32.33	5:26		<input type="checkbox"/>	Third run	<input type="checkbox"/>
13	Jennifer Tait	52.31	22.40	29.51	4:59		<input type="checkbox"/>		<input type="checkbox"/>
14	Barbara Clayton	52.41	18.10	34.31	5:45	5:55	<input checked="" type="checkbox"/>		<input type="checkbox"/>
15	Mick Halaby	52.45	23.25	29.20	4:53		<input type="checkbox"/>		<input type="checkbox"/>
16	Darren Sullivan	52.59	24.20	28.39	4:47	4:21	<input type="checkbox"/>		<input type="checkbox"/>
17	Phillip Badcock	53.05	17.50	35.15	5:52		<input type="checkbox"/>	First Run	<input type="checkbox"/>
18	Steve Elton	53.33	8.25	45.08	7:31	7:03	<input type="checkbox"/>		<input type="checkbox"/>
19	Seona Findlay	53.46	17.40	36.06	6:01	5:25	<input type="checkbox"/>		<input type="checkbox"/>
20	James Preece	53.48	26.00	27.48	4:38		<input type="checkbox"/>		<input type="checkbox"/>
21	Jonathon Death	54.17	20.55	33.22	5:34		<input type="checkbox"/>		<input type="checkbox"/>
22	Anais Roehler	54.25	28.00	26.25	4:24		<input type="checkbox"/>	First Run	<input checked="" type="checkbox"/>
23	Stuart Roberts	54.31	22.30	32.01	5:20		<input type="checkbox"/>	Third Run	<input type="checkbox"/>
24	Craig Barron	54.39	18.30	36.09	6:02	5:13	<input type="checkbox"/>		<input type="checkbox"/>
25	Ben McShane	55.01	32.00	23.01	3:50		<input type="checkbox"/>	First Run	<input checked="" type="checkbox"/>
26	Tony Walsh	55.27	10.20	45.07	7:31	6:54	<input type="checkbox"/>		<input type="checkbox"/>
27	Paul Hefford	57.42	13.50	43.52	7:19	6:18	<input type="checkbox"/>		<input type="checkbox"/>
28	Jacquie Spencer	70.43	0.45	69.58	11:40		<input type="checkbox"/>		<input type="checkbox"/>

Note: Placings are adjusted to New Runner rules - See Booklet for details





## Westbury

Saturday, 21 April 2018

Division **2** Distance **3** KM Race type **Handicap**

Place	Competitor:	Gun Tim	Handicap	Actual time	Time / KM:	Last Years	PB	New runner?	Fastest
01	Kate McShane	24.41	5.25	19.16	6:25	7:33	<input checked="" type="checkbox"/>		<input type="checkbox"/>
02	Bonnie Talbot	24.57	12.00	12.57	4:19		<input type="checkbox"/>		<input type="checkbox"/>
03	Quinton Death	25.19	11.40	13.39	4:33	4:35	<input checked="" type="checkbox"/>		<input type="checkbox"/>
04	Ben Adams	25.22	12.20	13.02	4:21	4:26	<input checked="" type="checkbox"/>		<input type="checkbox"/>
05	Abbey Berlese	25.23	12.30	12.53	4:18		<input type="checkbox"/>		<input type="checkbox"/>
06	Stella Gracey	25.32	12.50	12.42	4:14		<input type="checkbox"/>		<input type="checkbox"/>
07	Maddison Bakes	25.43	12.10	13.33	4:31		<input type="checkbox"/>		<input type="checkbox"/>
08	Benjamin Findlay	25.51	13.20	12.31	4:10	4:07	<input type="checkbox"/>		<input type="checkbox"/>
09	Brodie Leslie	26.06	6.35	19.31	6:30		<input type="checkbox"/>		<input type="checkbox"/>
10	Ruby Williams	26.33	10.30	16.03	5:21		<input type="checkbox"/>		<input type="checkbox"/>
11	Eden Seckold-Bamford	25.27	12.35	12.52	4:17		<input type="checkbox"/>	Third Run	<input type="checkbox"/>
12	Bridie Findlay	25.47	12.25	13.22	4:27		<input type="checkbox"/>	Third Run	<input type="checkbox"/>
13	Marcus Butler	25.53	13.30	12.23	4:08		<input type="checkbox"/>	First Run	<input type="checkbox"/>
14	Luke McKenzie	26.05	12.05	14.00	4:40		<input type="checkbox"/>	Third Run	<input type="checkbox"/>
15	Millie Smith	26.35	13.10	13.25	4:28	3:59	<input type="checkbox"/>		<input type="checkbox"/>
16	Sophie Roberts	26.38	10.45	15.53	5:18		<input type="checkbox"/>	Third Run	<input type="checkbox"/>
17	Abbas Rajab Ali	26.41	16.25	10.16	3:25		<input type="checkbox"/>		<input checked="" type="checkbox"/>
18	Makayla Holmes	26.43	12.20	14.23	4:48	4:45	<input type="checkbox"/>	Third Run	<input type="checkbox"/>
19	Mitchell Butler	26.51	14.45	12.06	4:02		<input type="checkbox"/>	Second Run	<input type="checkbox"/>
20	Abbie Butler	27.00	15.10	11.50	3:57		<input type="checkbox"/>	Second Run	<input checked="" type="checkbox"/>
21	Macie Petterwood	27.04	10.50	16.14	5:25		<input type="checkbox"/>	Third Run	<input type="checkbox"/>
22	Blaise Fitzallen	27.09	12.55	14.14	4:45		<input type="checkbox"/>	Third Run	<input type="checkbox"/>
23	Ava Jones	27.12	13.00	14.12	4:44		<input type="checkbox"/>	First Run	<input type="checkbox"/>
24	Hamish Cook	27.41	14.00	13.41	4:34		<input type="checkbox"/>	Second Run	<input type="checkbox"/>
25	Damien Berlese	27.43	10.50	16.53	5:38		<input type="checkbox"/>	First Run	<input type="checkbox"/>
26	Lynn Halaby	27.47	5.15	22.32	7:31		<input type="checkbox"/>		<input type="checkbox"/>
27	Gerard Little	28.04	3.55	24.09	8:03	7:54	<input type="checkbox"/>		<input type="checkbox"/>
28	Demi Petterwood	28.21	11.10	17.11	5:44	4:37	<input type="checkbox"/>		<input type="checkbox"/>
29	Jessica McCallumSmith	28.25	14.00	14.25	4:48		<input type="checkbox"/>	First run	<input type="checkbox"/>
30	Rhodena Murfet	28.38	11.05	17.33	5:51		<input type="checkbox"/>	First Run	<input type="checkbox"/>



# Westbury

Saturday, 21 April 2018

Division 3 Distance 1.5 KM Race type Handicap

Place	Competitor:	Gun Tim	Handicap	Actual time	Time / KM:	Last Years	PB	New runner?	Fastest
01	Ben Berlese	19.37	13.25	6.12	4:08		<input type="checkbox"/>		<input type="checkbox"/>
02	Lachlan Preece	19.38	13.30	6.08	4:05		<input type="checkbox"/>		<input type="checkbox"/>
03	Amelia Holmes	19.58	12.35	7.23	4:55	5:44	<input checked="" type="checkbox"/>		<input type="checkbox"/>
04	Lachlan Findlay	20.03	13.20	6.43	4:29		<input type="checkbox"/>		<input type="checkbox"/>
05	Lucy Smith	20.07	13.55	6.12	4:08		<input type="checkbox"/>		<input checked="" type="checkbox"/>
06	Savannah McKenzie	20.08	12.57	7.11	4:47	5:04	<input checked="" type="checkbox"/>		<input type="checkbox"/>
07	Annabelle Cook	20.10	13.35	6.35	4:23		<input type="checkbox"/>		<input type="checkbox"/>
08	Lindsay McKay	20.12	12.15	7.57	5:18		<input type="checkbox"/>		<input type="checkbox"/>
09	Sophie Holmes	20.19	12.45	7.34	5:03	5:35	<input checked="" type="checkbox"/>		<input type="checkbox"/>
10	Dale Kean	20.40	9.20	11.20	7:33	7:05	<input type="checkbox"/>		<input type="checkbox"/>
11	Hamish Anderson	17.58	10.25	7.33	5:02		<input type="checkbox"/>	First Run	<input type="checkbox"/>
12	Shae Anderson	17.58	10.25	7.33	5:02		<input type="checkbox"/>	First Run	<input type="checkbox"/>
13	Jamie Howard	18.28	8.40	9.48	6:32		<input type="checkbox"/>	First Run	<input type="checkbox"/>
14	Meg Rickerby	19.13	11.40	7.33	5:02		<input type="checkbox"/>	First Run	<input type="checkbox"/>
15	Hugh Rickerby	19.34	12.00	7.34	5:03		<input type="checkbox"/>	First Run	<input type="checkbox"/>
16	Alexis Harmey	19.42	12.05	7.37	5:05		<input type="checkbox"/>	First Run	<input type="checkbox"/>
17	Ryan McIntee	19.42	8.40	11.02	7:21		<input type="checkbox"/>	Second Run	<input type="checkbox"/>
18	Maeve Murfett	19.59	8.55	11.04	7:23		<input type="checkbox"/>	First Run	<input type="checkbox"/>
19	Matilda Preece	20.02	5.00	15.02	10:01		<input type="checkbox"/>	First Run	<input type="checkbox"/>
20	Emma Pern	20.22	11.30	8.52	5:55		<input type="checkbox"/>	Third Run	<input type="checkbox"/>
21	Riley Howard	20.29	14.40	5.49	3:53		<input type="checkbox"/>	First Run	<input checked="" type="checkbox"/>
22	Luke Butler	20.31	14.20	6.11	4:07		<input type="checkbox"/>	Second Run	<input type="checkbox"/>
23	John Anderson	20.34	14.30	6.04	4:03		<input type="checkbox"/>	First Run	<input type="checkbox"/>
24	Dakota Bakes	20.38	12.05	8.33	5:42		<input type="checkbox"/>	First Run	<input type="checkbox"/>
25	Lincon Talbot	20.39	13.30	7.09	4:46		<input type="checkbox"/>	Third Run	<input type="checkbox"/>
26	Catherine Preece	20.42	10.25	10.17	6:51		<input type="checkbox"/>		<input type="checkbox"/>
27	Tess Howard	20.44	8.40	12.04	8:03		<input type="checkbox"/>	First Run	<input type="checkbox"/>
28	Kyllie Campbell	20.47	10.35	10.12	6:48		<input type="checkbox"/>	Second Run	<input type="checkbox"/>
29	Chloe Bakes	20.55	12.47	8.08	5:25		<input type="checkbox"/>	Third run	<input type="checkbox"/>
30	Ruby Jones	20.57	14.00	6.57	4:38		<input type="checkbox"/>	First Run	<input type="checkbox"/>
31	Mackenzie Buck	21.02	13.35	7.27	4:58		<input type="checkbox"/>	First Run	<input type="checkbox"/>
32	Georgia Harmey	21.04	14.00	7.04	4:43		<input type="checkbox"/>	First Run	<input type="checkbox"/>
33	Amy Campbell	21.07	14.05	7.02	4:41		<input type="checkbox"/>	Second Run	<input type="checkbox"/>
34	Flynn Preece	21.10	10.50	10.20	6:53		<input type="checkbox"/>		<input type="checkbox"/>
35	Hunter Fitzallen	21.26	10.50	10.36	7:04	6:47	<input type="checkbox"/>		<input type="checkbox"/>
36	Eden McIntee	21.29	11.10	10.19	6:53		<input type="checkbox"/>	Third Run	<input type="checkbox"/>
37	Liam Dracup	21.31	14.40	6.51	4:34		<input type="checkbox"/>	First Run	<input type="checkbox"/>
38	Zac Cottingham	22.52	14.00	8.52	5:55		<input type="checkbox"/>	First Run	<input type="checkbox"/>
39	Adrian Tew	23.18	12.35	10.43	7:09		<input type="checkbox"/>		<input type="checkbox"/>

Note: Placings are adjusted to New Runner rules - See Booklet for details



# Symmons Plains Farm

Saturday, 28 April 2018

Division 1 Distance 8 KM Race type Handicap

Place	Competitor:	Gun Tim	Handicap	Actual time	Time / KM:	Last Years	PB	New runner?	Fastest
01	Stuart Roberts	63.45	24.37	39.08	4:54		<input type="checkbox"/>		<input type="checkbox"/>
02	Angela Smith	63.48	25.44	38.04	4:45	4:57	<input checked="" type="checkbox"/>		<input type="checkbox"/>
03	Tristram Fitzallen	63.57	21.33	42.24	5:18		<input type="checkbox"/>		<input type="checkbox"/>
04	Tony Brazendale	64.07	33.15	30.52	3:51	3:57	<input checked="" type="checkbox"/>		<input type="checkbox"/>
05	Natasha Adams	65.28	23.55	41.33	5:12	5:01	<input type="checkbox"/>		<input type="checkbox"/>
06	Rebecca Riedl	65.39	7.55	57.44	7:13		<input type="checkbox"/>		<input type="checkbox"/>
07	Lorna Wilson	65.40	7.55	57.45	7:13		<input type="checkbox"/>		<input type="checkbox"/>
08	Ben Bottle	65.45	25.02	40.43	5:05	5:26	<input checked="" type="checkbox"/>		<input type="checkbox"/>
09	Abbas Rajab Ali	66.10	38.08	28.02	3:30		<input type="checkbox"/>		<input type="checkbox"/>
10	Seona Findlay	66.38	20.52	45.46	5:43	5:39	<input type="checkbox"/>		<input type="checkbox"/>
11	Allison Maloney	66.49	24.57	41.52	5:14	5:03	<input type="checkbox"/>		<input type="checkbox"/>
12	Shaun Smith	67.07	36.00	31.07	3:53		<input type="checkbox"/>	First Run	<input type="checkbox"/>
13	Sam Clifford	67.13	41.53	25.20	3:10		<input type="checkbox"/>		<input checked="" type="checkbox"/>
14	James Preece	67.25	30.28	36.57	4:37		<input type="checkbox"/>		<input type="checkbox"/>
15	Jennifer Tait	67.27	27.41	39.46	4:58	4:47	<input type="checkbox"/>		<input type="checkbox"/>
16	Anais Roehler	68.11	32.25	35.46	4:28		<input type="checkbox"/>	Second Run	<input checked="" type="checkbox"/>
17	Craig Barron	69.41	21.58	47.43	5:58	5:29	<input type="checkbox"/>		<input type="checkbox"/>
18	Montana McKenzie	70.25	28.31	41.54	5:14	4:59	<input type="checkbox"/>		<input type="checkbox"/>
19	Stephen Talbot	71.30	32.42	38.48	4:51		<input type="checkbox"/>		<input type="checkbox"/>
20	Tony Walsh	71.52	10.50	61.02	7:38	7:20	<input type="checkbox"/>		<input type="checkbox"/>
21	Paul Hefford	72.36	15.34	57.02	7:08	6:50	<input type="checkbox"/>		<input type="checkbox"/>
22	Steve Elton	73.16	8.11	65.05	8:08	7:46	<input type="checkbox"/>		<input type="checkbox"/>
23	David Nicholls	77.12	16.08	61.04	7:38		<input type="checkbox"/>		<input type="checkbox"/>



# Symmons Plains Farm

Saturday, 28 April 2018

Division 
 Distance  KM
 Race type

Place	Competitor:	Gun Tim	Handicap	Actual time	Time / KM:	Last Years	PB	New runner?	Fastest
01	Luke McKenzie	34.36	17.35	17.01	4:15		<input type="checkbox"/>		<input type="checkbox"/>
02	Blaise Fitzallen	34.53	16.40	18.13	4:33		<input type="checkbox"/>		<input type="checkbox"/>
03	Ben Adams	35.15	18.00	17.15	4:19		<input type="checkbox"/>		<input type="checkbox"/>
04	Quinton Death	35.16	17.05	18.11	4:33	5:02	<input checked="" type="checkbox"/>		<input type="checkbox"/>
05	Maddison Bakes	35.16	17.45	17.31	4:23	4:51	<input type="checkbox"/>		<input type="checkbox"/>
06	Sophie Roberts	35.31	14.30	21.01	5:15		<input type="checkbox"/>		<input type="checkbox"/>
07	Benjamin Findlay	35.32	19.15	16.17	4:04	4:10	<input checked="" type="checkbox"/>		<input type="checkbox"/>
08	Bridie Findlay	35.33	17.40	17.53	4:28		<input type="checkbox"/>		<input type="checkbox"/>
09	Erin Giles	36.06	19.20	16.46	4:12		<input type="checkbox"/>		<input type="checkbox"/>
10	Brodie Leslie	36.07	10.10	25.57	6:29		<input type="checkbox"/>		<input type="checkbox"/>
11	Damien Berlese	35.04	13.30	21.34	5:24		<input type="checkbox"/>	Second Run	<input type="checkbox"/>
12	David Findlay	35.39	18.30	17.09	4:17		<input type="checkbox"/>	First Run	<input type="checkbox"/>
13	Marcus Butler	35.42	19.40	16.02	4:01		<input type="checkbox"/>	Second Run	<input type="checkbox"/>
14	Shae Anderson	36.03	14.45	21.18	5:20		<input type="checkbox"/>	First Run	<input type="checkbox"/>
15	John Anderson	36.05	18.35	17.30	4:22		<input type="checkbox"/>	First Run	<input type="checkbox"/>
16	Abbey Berlese	36.24	19.15	17.09	4:17		<input type="checkbox"/>		<input type="checkbox"/>
17	Millie Smith	36.30	19.05	17.25	4:21	4:16	<input type="checkbox"/>		<input type="checkbox"/>
18	Makayla Holmes	36.48	16.25	20.23	5:06		<input type="checkbox"/>		<input type="checkbox"/>
19	Mitchell Butler	37.09	21.10	15.59	4:00		<input type="checkbox"/>	Third Run	<input checked="" type="checkbox"/>
20	Emily Macinnes	37.37	19.20	18.17	4:34		<input type="checkbox"/>	Third Run	<input type="checkbox"/>
21	Jacquie Spencer	37.40	2.40	35.00	8:45	9:01	<input checked="" type="checkbox"/>		<input type="checkbox"/>
22	Abbie Butler	37.51	21.45	16.06	4:02		<input type="checkbox"/>	Third Run	<input type="checkbox"/>
23	Lucy Jones	37.59	23.00	14.59	3:45		<input type="checkbox"/>	First Run	<input checked="" type="checkbox"/>
24	Damon White	38.16	17.50	20.26	5:06	4:41	<input type="checkbox"/>		<input type="checkbox"/>
25	Rhodena Murfet	38.46	15.55	22.51	5:43		<input type="checkbox"/>	Second Run	<input type="checkbox"/>
26	Hamish Anderson	38.55	14.45	24.10	6:02		<input type="checkbox"/>	First Run	<input type="checkbox"/>
27	Krista Nicholls	39.05	11.25	27.40	6:55		<input type="checkbox"/>	First Run	<input type="checkbox"/>
28	Chloe White	39.23	17.40	21.43	5:26	5:38	<input checked="" type="checkbox"/>		<input type="checkbox"/>
29	Gerard Little	41.22	6.35	34.47	8:42	8:52	<input checked="" type="checkbox"/>		<input type="checkbox"/>
30	Brenda Giles	42.02	5.25	36.37	9:09		<input type="checkbox"/>	Third Run	<input type="checkbox"/>

Note: Placings are adjusted to New Runner rules - See Booklet for details



# Symmons Plains Farm

Saturday, 28 April 2018

Division 3 Distance 2 KM Race type Handicap

Place	Competitor:	Gun Tim	Handicap	Actual time	Time / KM:	Last Years	PB	New runner?	Fastest
01	Lachlan Preece	24.36	16.15	8.21	4:11		<input type="checkbox"/>		<input type="checkbox"/>
02	Lachlan Findlay	25.05	16.00	9.05	4:33	4:31	<input type="checkbox"/>		<input type="checkbox"/>
03	Lindsay McKay	25.06	14.35	10.31	5:15	5:04	<input type="checkbox"/>		<input type="checkbox"/>
04	Bonnie Talbot	25.10	17.10	8.00	4:00		<input type="checkbox"/>		<input type="checkbox"/>
05	Annabelle Cook	25.20	16.20	9.00	4:30	4:18	<input type="checkbox"/>		<input type="checkbox"/>
06	Savannah McKenzie	25.23	15.30	9.53	4:56	4:57	<input checked="" type="checkbox"/>		<input type="checkbox"/>
07	Flynn Preece	25.28	12.55	12.33	6:16		<input type="checkbox"/>		<input type="checkbox"/>
08	Amelia Holmes	25.34	15.05	10.29	5:14	5:31	<input checked="" type="checkbox"/>		<input type="checkbox"/>
09	Sophie Holmes	25.35	15.15	10.20	5:10	5:23	<input checked="" type="checkbox"/>		<input type="checkbox"/>
10	Ruby Williams	25.43	16.00	9.43	4:52	4:21	<input type="checkbox"/>		<input type="checkbox"/>
11	Sophie Rayner	24.13	10.00	14.13	7:07		<input type="checkbox"/>	First Run	<input type="checkbox"/>
12	Eliza Davie	24.43	14.20	10.23	5:12		<input type="checkbox"/>	Second Run	<input type="checkbox"/>
13	Thomas Davie	25.07	15.30	9.37	4:49		<input type="checkbox"/>	First run	<input type="checkbox"/>
14	Isabella Davie	25.26	18.00	7.26	3:43		<input type="checkbox"/>	First Run	<input checked="" type="checkbox"/>
15	Meg Rickerby	25.27	15.30	9.57	4:58		<input type="checkbox"/>	Second Run	<input type="checkbox"/>
16	Dakota Bakes	25.32	14.10	11.22	5:41		<input type="checkbox"/>	Second Run	<input type="checkbox"/>
17	Mackenzie Buck	25.38	15.40	9.58	4:59		<input type="checkbox"/>	Second Run	<input type="checkbox"/>
18	Henry Jones	25.45	17.35	8.10	4:05		<input type="checkbox"/>	First Run	<input type="checkbox"/>
19	Shane Rickerby	25.46	18.00	7.46	3:53		<input type="checkbox"/>	First Run	<input checked="" type="checkbox"/>
20	Mick Halaby	25.48	17.20	8.28	4:14		<input type="checkbox"/>	First Run	<input type="checkbox"/>
21	Hugh Rickerby	25.49	15.30	10.19	5:09		<input type="checkbox"/>	Second Run	<input type="checkbox"/>
22	Dale Kean	25.51	10.40	15.11	7:36	8:56	<input type="checkbox"/>		<input type="checkbox"/>
23	Chloe Bakes	25.53	15.15	10.38	5:19		<input type="checkbox"/>		<input type="checkbox"/>
24	Georgia Harmey	25.55	16.10	9.45	4:52		<input type="checkbox"/>	Second Run	<input type="checkbox"/>
25	Luke Butler	25.59	17.20	8.39	4:20		<input type="checkbox"/>	Third Run	<input type="checkbox"/>
26	Eden Seckold-Bamford	26.07	17.00	9.07	4:34		<input type="checkbox"/>		<input type="checkbox"/>
27	Lincon Talbot	26.09	16.15	9.54	4:57		<input type="checkbox"/>		<input type="checkbox"/>
28	Jane Jones	26.09	15.15	10.54	5:27		<input type="checkbox"/>	First Run	<input type="checkbox"/>
29	Lily Smith	26.53	15.40	11.13	5:37		<input type="checkbox"/>	First Run	<input type="checkbox"/>
30	Catherine Preece	27.05	12.05	15.00	7:30		<input type="checkbox"/>		<input type="checkbox"/>
31	Hunter Fitzallen	27.29	12.40	14.49	7:24	7:55	<input checked="" type="checkbox"/>		<input type="checkbox"/>
32	Matilda Preece	28.10	5.25	22.45	11:23		<input type="checkbox"/>	Second Run	<input type="checkbox"/>
33	Adrian Tew	30.32	15.00	15.32	7:46		<input type="checkbox"/>		<input type="checkbox"/>
34	Abi Talbot	34.48	10.00	24.48	12:23		<input type="checkbox"/>	First Run	<input type="checkbox"/>

Note: Placings are adjusted to New Runner rules - See Booklet for details




# Bridport

Saturday, 5 May 2018

Division **1** Distance **11** KM Race type **Handicap**

Place	Competitor:	Gun Tim	Handicap	Actual time	Time / KM:	Last Years	PB	New runner?	Fastest
01	Angela Smith	85.21	27.55	57.26	5:13		<input type="checkbox"/>		<input checked="" type="checkbox"/>
02	Tony Brazendale	86.10	38.53	47.17	4:18		<input type="checkbox"/>		<input checked="" type="checkbox"/>
03	Natasha Adams	87.36	25.15	62.21	5:40	5:35	<input type="checkbox"/>		<input type="checkbox"/>
04	Allison Maloney	87.57	26.56	61.01	5:33	5:36	<input checked="" type="checkbox"/>		<input type="checkbox"/>
05	Ben Bottle	88.34	27.30	61.04	5:33	5:40	<input checked="" type="checkbox"/>		<input type="checkbox"/>
06	Robert Gracey	90.20	35.35	54.45	4:59		<input type="checkbox"/>		<input type="checkbox"/>
07	Jennifer Tait	91.34	30.45	60.49	5:32	5:02	<input type="checkbox"/>		<input type="checkbox"/>
08	Mick Halaby	93.36	32.10	61.26	5:35		<input type="checkbox"/>		<input type="checkbox"/>
09	Darren Sullivan	95.07	33.55	61.12	5:34	5:13	<input type="checkbox"/>		<input type="checkbox"/>
10	Tony Walsh	95.19	6.10	89.09	8:06	7:50	<input type="checkbox"/>		<input type="checkbox"/>
11	Shaun Smith	91.05	41.50	49.15	4:29		<input type="checkbox"/>	Second run	<input type="checkbox"/>
12	Stuart Roberts	95.50	30.20	65.30	5:57		<input type="checkbox"/>		<input type="checkbox"/>
13	Craig Barron	97.56	22.25	75.31	6:52	6:48	<input type="checkbox"/>		<input type="checkbox"/>
14	Kye Bottle	101.33	24.50	76.43	6:58	5:35	<input type="checkbox"/>		<input type="checkbox"/>
15	Steve Elton	106.52	2.20	104.32	9:30		<input type="checkbox"/>		<input type="checkbox"/>
16	David Nicholls	107.12	14.00	93.12	8:28	8:14	<input type="checkbox"/>		<input type="checkbox"/>
17	Tristram Fitzallen	116.31	21.50	94.41	8:36		<input type="checkbox"/>	Became Lost, did not complete c	<input type="checkbox"/>



**Newstead Athletics**  
Inc.



# Bridport

Saturday, 5 May 2018

Division

2

Distance

4

KM

Race type

Handicap

Place	Competitor:	Gun Tim	Handicap	Actual time	Time / KM:	Last Years	PB	New runner?	Fastest
01	Sophie Roberts	34.40	14.30	20.10	5:03		<input type="checkbox"/>		<input type="checkbox"/>
02	Brenda Giles	34.42	1.10	33.32	8:23		<input type="checkbox"/>		<input type="checkbox"/>
03	Blaise Fitzallen	35.04	16.40	18.24	4:36		<input type="checkbox"/>		<input type="checkbox"/>
04	Jackson Wood	35.29	17.40	17.49	4:27	4:43	<input checked="" type="checkbox"/>		<input type="checkbox"/>
05	Montana McKenzie	35.54	18.15	17.39	4:25	4:14	<input type="checkbox"/>		<input type="checkbox"/>
06	Maddison Bakes	35.57	17.45	18.12	4:33	4:23	<input type="checkbox"/>		<input type="checkbox"/>
07	Ben Adams	36.00	18.00	18.00	4:30	4:41	<input checked="" type="checkbox"/>		<input type="checkbox"/>
08	Brodie Leslie	36.00	10.10	25.50	6:28	7:08	<input checked="" type="checkbox"/>		<input type="checkbox"/>
09	Rebecca Riedl	36.12	9.20	26.52	6:43	6:29	<input type="checkbox"/>		<input type="checkbox"/>
10	Lorna Wilson	36.13	9.20	26.53	6:43	6:30	<input type="checkbox"/>		<input type="checkbox"/>
11	Zac Milich	33.09	13.30	19.39	4:55		<input type="checkbox"/>	First Run	<input type="checkbox"/>
12	Stella Gracey	36.18	18.35	17.43	4:26		<input type="checkbox"/>		<input type="checkbox"/>
13	Josh Milich	36.26	8.25	28.01	7:00		<input type="checkbox"/>	First Run	<input type="checkbox"/>
14	Sam Clifford	36.28	24.00	12.28	3:07	3:14	<input checked="" type="checkbox"/>		<input checked="" type="checkbox"/>
15	Millie Smith	36.29	19.05	17.24	4:21		<input type="checkbox"/>		<input type="checkbox"/>
16	Makayla Holmes	36.31	16.25	20.06	5:02		<input type="checkbox"/>		<input type="checkbox"/>
17	Erin Giles	36.41	19.20	17.21	4:20		<input type="checkbox"/>		<input type="checkbox"/>
18	Krista Nicholls	36.55	8.25	28.30	7:07		<input type="checkbox"/>	Second Run	<input type="checkbox"/>
19	Alyson Wood	37.13	18.05	19.08	4:47	4:17	<input type="checkbox"/>		<input type="checkbox"/>
20	Anais Roehler	37.30	20.10	17.20	4:20		<input type="checkbox"/>	First Run	<input checked="" type="checkbox"/>
21	Emily Macinnes	37.33	19.20	18.13	4:33		<input type="checkbox"/>		<input type="checkbox"/>
22	Jacquie Spencer	38.12	2.40	35.32	8:53	8:43	<input type="checkbox"/>		<input type="checkbox"/>
23	Luke McKenzie	39.06	19.10	19.56	4:59		<input type="checkbox"/>		<input type="checkbox"/>

Note: Placings are adjusted to New Runner rules - See Booklet for details



# Bridport

Saturday, 5 May 2018

Division

Distance  KM

Race type

Place	Competitor:	Gun Tim	Handicap	Actual time	Time / KM:	Last Years	PB	New runner?	Fastest
01	Emma Pern	15.19	3.45	11.34	5:47		<input type="checkbox"/>		<input type="checkbox"/>
02	Hamish Cook	15.28	7.35	7.53	3:57	4:09	<input checked="" type="checkbox"/>		<input type="checkbox"/>
03	Kate Healer	15.29	6.50	8.39	4:19		<input type="checkbox"/>		<input type="checkbox"/>
04	Annabelle Cook	15.33	6.20	9.13	4:37	4:41	<input checked="" type="checkbox"/>		<input type="checkbox"/>
05	Abbey Berlese	15.34	7.05	8.29	4:15		<input type="checkbox"/>		<input type="checkbox"/>
06	Sophie Holmes	15.38	5.15	10.23	5:12	5:17	<input checked="" type="checkbox"/>		<input type="checkbox"/>
07	Savannah McKenzie	15.44	5.30	10.14	5:07	5:08	<input checked="" type="checkbox"/>		<input type="checkbox"/>
08	Amelia Holmes	15.58	5.05	10.53	5:27	5:14	<input type="checkbox"/>		<input type="checkbox"/>
09	Ruby Williams	15.70	6.00	10.10	5:05	4:38	<input type="checkbox"/>		<input type="checkbox"/>
10	Chloe Bakes	16.09	5.15	10.54	5:27		<input type="checkbox"/>		<input type="checkbox"/>
11	Mitchell Butler	15.14	7.50	7.24	3:42		<input type="checkbox"/>	First Run	<input checked="" type="checkbox"/>
12	Lily Smith	15.24	4.20	11.04	5:32		<input type="checkbox"/>	Second Run	<input type="checkbox"/>
13	Abbie Butler	15.30	8.10	7.20	3:40		<input type="checkbox"/>	First Run	<input checked="" type="checkbox"/>
14	Dakota Bakes	15.49	4.10	11.39	5:50		<input type="checkbox"/>	Third Run	<input type="checkbox"/>
15	Georgia Harmey	15.54	6.10	9.44	4:52		<input type="checkbox"/>	Third Run	<input type="checkbox"/>
16	Maeve Murfett	16.02	0.45	15.17	7:38		<input type="checkbox"/>	Second Run	<input type="checkbox"/>
17	Riley Howard	16.11	7.50	8.21	4:11		<input type="checkbox"/>	Second Run	<input type="checkbox"/>
18	Luke Butler	16.16	7.20	8.56	4:28		<input type="checkbox"/>		<input type="checkbox"/>
19	Alexis Harmey	16.19	5.25	10.54	5:27		<input type="checkbox"/>	Second Run	<input type="checkbox"/>
20	Henry Marston	16.32	7.30	9.02	4:31		<input type="checkbox"/>	First Run	<input type="checkbox"/>
21	Lillian Giles	16.33	6.35	9.58	4:59		<input type="checkbox"/>		<input type="checkbox"/>
22	Ella Mannion	17.07	7.30	9.37	4:49		<input type="checkbox"/>	First Run	<input type="checkbox"/>
23	Sophie Marston	17.16	7.20	9.56	4:58		<input type="checkbox"/>	First Run	<input type="checkbox"/>
24	Hunter Fitzallen	17.23	2.40	14.43	7:21	7:27	<input checked="" type="checkbox"/>		<input type="checkbox"/>
25	Oliver Mannion	17.42	7.00	10.42	5:21		<input type="checkbox"/>	First run	<input type="checkbox"/>
26	Adrian Tew	20.11	5.00	15.11	7:36	5:30	<input type="checkbox"/>		<input type="checkbox"/>

Note: Placings are adjusted to New Runner rules - See Booklet for details





# Carrick Park

Saturday, 12 May 2018

Division

Distance  KM

Race type

Place	Competitor:	Gun Tim	Handicap	Actual time	Time / KM:	Last Years	PB	New runner?	Fastest
01	Brodie Leslie	47.04	3.45	43.19	7:36		<input type="checkbox"/>		<input type="checkbox"/>
02	Rebecca Riedl	47.22	8.15	39.07	6:52		<input type="checkbox"/>		<input type="checkbox"/>
03	Lorna Wilson	47.24	8.15	39.09	6:52		<input type="checkbox"/>		<input type="checkbox"/>
04	Paul McShane	47.56	19.05	28.51	5:04		<input type="checkbox"/>		<input type="checkbox"/>
05	Tristram Fitzallen	48.08	18.10	29.58	5:15		<input type="checkbox"/>		<input type="checkbox"/>
06	Steve Elton	48.31	8.25	40.06	7:02		<input type="checkbox"/>		<input type="checkbox"/>
07	Tony Brazendale	48.33	26.45	21.48	3:49		<input type="checkbox"/>		<input checked="" type="checkbox"/>
08	Natasha Adams	48.38	19.55	28.43	5:02		<input type="checkbox"/>		<input type="checkbox"/>
09	Ben Bottle	48.43	21.05	27.38	4:51		<input type="checkbox"/>		<input type="checkbox"/>
10	Tony Walsh	49.02	10.20	38.42	6:47		<input type="checkbox"/>		<input type="checkbox"/>
11	Allison Maloney	49.19	20.45	28.34	5:01		<input type="checkbox"/>		<input type="checkbox"/>
12	Robert Gracey	49.31	25.10	24.21	4:16		<input type="checkbox"/>		<input type="checkbox"/>
13	Mick Halaby	49.44	23.25	26.19	4:37		<input type="checkbox"/>		<input type="checkbox"/>
14	Jennifer Tait	50.06	22.40	27.26	4:49		<input type="checkbox"/>		<input checked="" type="checkbox"/>
15	Leigh Dornauf	50.21	24.00	26.21	4:37		<input type="checkbox"/>		<input type="checkbox"/>
16	Seona Findlay	50.39	17.40	32.59	5:47		<input type="checkbox"/>		<input type="checkbox"/>
17	Darren Sullivan	50.44	24.20	26.24	4:38		<input type="checkbox"/>		<input type="checkbox"/>
18	Stuart Roberts	50.54	22.30	28.24	4:59		<input type="checkbox"/>		<input type="checkbox"/>
19	Craig Barron	51.22	18.30	32.52	5:46		<input type="checkbox"/>		<input type="checkbox"/>
20	Kye Bottle	51.48	19.45	32.03	5:37		<input type="checkbox"/>		<input type="checkbox"/>
21	Paul Hefford	52.16	13.50	38.26	6:45		<input type="checkbox"/>		<input type="checkbox"/>
22	Jacquie Spencer	53.42	0.45	52.57	9:17		<input type="checkbox"/>		<input type="checkbox"/>
23	David Nicholls	54.50	14.15	40.35	7:07		<input type="checkbox"/>		<input type="checkbox"/>
98	Montana McKenzie	99.99					<input type="checkbox"/>	School Series Points	<input type="checkbox"/>
99	Peter Vocke	99.99					<input type="checkbox"/>	DNF	<input type="checkbox"/>



# Carrick Park

Saturday, 12 May 2018

Division **2** Distance **3** KM Race type **Sealed Handicap**

Place	Competitor:	Gun Tim	Handicap	Actual time	Time / KM:	Last Years	PB	New runner?	Fastest
01	Brenda Giles	24.24	-0.10	24.34	8:11		<input type="checkbox"/>		<input type="checkbox"/>
02	Quinton Death	24.27	11.40	12.47	4:16		<input type="checkbox"/>		<input type="checkbox"/>
03	Jackson Wood	24.33	12.05	12.28	4:09		<input type="checkbox"/>		<input type="checkbox"/>
04	Sam Talbot	24.50	14.40	10.10	3:23		<input type="checkbox"/>		<input type="checkbox"/>
05	Lillian Giles	24.52	10.40	14.12	4:44		<input type="checkbox"/>		<input type="checkbox"/>
06	Isabella Davie	25.07	13.35	11.32	3:51		<input type="checkbox"/>		<input type="checkbox"/>
07	Montana McKenzie	25.09	12.35	12.34	4:11		<input type="checkbox"/>		<input type="checkbox"/>
08	Erin Giles	25.09	13.20	11.49	3:56		<input type="checkbox"/>		<input type="checkbox"/>
09	Maddison Bakes	25.17	12.10	13.07	4:22		<input type="checkbox"/>		<input type="checkbox"/>
10	James Anderson	25.25	7.40	17.45	5:55		<input type="checkbox"/>		<input type="checkbox"/>
11	Jessica McCallumSmith	24.28	11.35	12.53	4:18		<input type="checkbox"/>	Second Run	<input type="checkbox"/>
12	Stella Gracey	25.27	12.50	12.37	4:12		<input type="checkbox"/>		<input type="checkbox"/>
13	Sam Clifford	25.30	16.50	8.40	2:53		<input type="checkbox"/>		<input checked="" type="checkbox"/>
14	Ben Adams	25.32	12.20	13.12	4:24		<input type="checkbox"/>		<input type="checkbox"/>
15	Alyson Wood	25.39	12.25	13.14	4:25		<input type="checkbox"/>		<input type="checkbox"/>
16	Benjamin Findlay	25.43	13.20	12.23	4:08		<input type="checkbox"/>		<input type="checkbox"/>
17	Will Bottle	25.44	13.25	12.19	4:06		<input type="checkbox"/>		<input type="checkbox"/>
18	Stephen Talbot	25.55	13.50	12.05	4:02		<input type="checkbox"/>		<input type="checkbox"/>
19	Mitchell Butler	25.56	14.45	11.11	3:44		<input type="checkbox"/>		<input type="checkbox"/>
20	Eden Seckold-Bamford	25.57	13.05	12.52	4:17		<input type="checkbox"/>		<input type="checkbox"/>
21	Melanie Goninon	25.59	9.25	16.34	5:31		<input type="checkbox"/>	First Run	<input type="checkbox"/>
22	Abbie Butler	26.04	15.10	10.54	3:38		<input type="checkbox"/>		<input checked="" type="checkbox"/>
23	Kye Bottle	26.11	11.10	15.01	5:00		<input type="checkbox"/>		<input type="checkbox"/>
24	Demi Petterwood	26.49	11.10	15.39	5:13		<input type="checkbox"/>		<input type="checkbox"/>
25	Shane Rickerby	27.19	15.30	11.49	3:56		<input type="checkbox"/>	First Run	<input type="checkbox"/>
26	Luke Butler	27.21	13.40	13.41	4:34		<input type="checkbox"/>		<input type="checkbox"/>
27	Rhoden Murfet	27.23	10.50	16.33	5:31		<input type="checkbox"/>	Third Run	<input type="checkbox"/>
28	Bianca Anderson	27.38	14.35	13.03	4:21		<input type="checkbox"/>	First Run	<input type="checkbox"/>
98	Bridie Findlay	99.00					<input type="checkbox"/>	School Series Points	<input type="checkbox"/>
98	Luke McKenzie	99.00					<input type="checkbox"/>	School Series Points	<input type="checkbox"/>
98	Damon White	99.00					<input type="checkbox"/>	School Series Points	<input type="checkbox"/>
98	Chloe White	99.00					<input type="checkbox"/>	School Series Points	<input type="checkbox"/>
98	Bonnie Talbot	99.00					<input type="checkbox"/>	School Series Points	<input type="checkbox"/>
98	Abbey Berlese	99.00					<input type="checkbox"/>	School Series Points	<input type="checkbox"/>
98	Macie Petterwood	99.00					<input type="checkbox"/>	School Series Points	<input type="checkbox"/>
98	Blaise Fitzallen	99.00					<input type="checkbox"/>	School Series Points	<input type="checkbox"/>
98	Makayla Holmes	99.00					<input type="checkbox"/>	School Series Points	<input type="checkbox"/>
98	Hamish Anderson	99.00					<input type="checkbox"/>	School Series Points	<input type="checkbox"/>
98	Ruby Williams	99.00					<input type="checkbox"/>	School Series Points	<input type="checkbox"/>

Note: Placings are adjusted to New Runner rules - See Booklet for details



# Carrick Park

Saturday, 12 May 2018

Division  Distance  KM Race type

Place	Competitor:	Gun Tim	Handicap	Actual time	Time / KM:	Last Years	PB	New runner?	Fastest
01	Amelia Holmes	19.42	12.35	7.07	4:45		<input type="checkbox"/>		<input type="checkbox"/>
02	Savannah McKenzie	19.45	12.55	6.50	4:33		<input type="checkbox"/>		<input type="checkbox"/>
03	Macie Petterwood	19.47	13.00	6.47	4:31		<input type="checkbox"/>		<input type="checkbox"/>
04	Annabelle Cook	20.04	13.35	6.29	4:19		<input type="checkbox"/>		<input checked="" type="checkbox"/>
05	Lindsay McKay	20.12	12.15	7.57	5:18		<input type="checkbox"/>		<input type="checkbox"/>
06	Dale Kean	20.17	9.20	10.57	6:38		<input type="checkbox"/>		<input type="checkbox"/>
07	Lincon Talbot	20.20	13.30	6.50	4:33		<input type="checkbox"/>		<input type="checkbox"/>
08	Lachlan Preece	20.26	14.15	6.11	4:07		<input type="checkbox"/>		<input type="checkbox"/>
09	Ben Berlese	20.45	14.20	6.25	4:17		<input type="checkbox"/>		<input type="checkbox"/>
10	Luke McKenzie	20.46	14.35	6.11	4:07		<input type="checkbox"/>		<input type="checkbox"/>
11	Ella Mannion	20.09	13.30	6.39	4:26		<input type="checkbox"/>	Second Run	<input type="checkbox"/>
12	Ruby Jones	20.18	13.35	6.43	4:29		<input type="checkbox"/>	Second Run	<input type="checkbox"/>
13	Hamish Anderson	20.29	12.55	7.34	5:03		<input type="checkbox"/>	Second Run	<input type="checkbox"/>
14	Hugh Rickerby	20.32	12.55	7.37	5:05		<input type="checkbox"/>	Third Run	<input type="checkbox"/>
15	Xavier Davie	20.59	15.20	5.39	3:46		<input type="checkbox"/>	First Run	<input checked="" type="checkbox"/>
16	Jacquie Spencer	21.00	7.47	13.13	8:49		<input type="checkbox"/>	First Run	<input type="checkbox"/>
17	Adrian Tew	22.27	12.35	9.52	6:35		<input type="checkbox"/>		<input type="checkbox"/>

Division  Distance  KM Race type

Place	Competitor:	Gun Tim	Handicap	Actual time	Time / KM:	Last Years	PB	New runner?	Fastest
98	Abbey Berlese						<input type="checkbox"/>	School Series Points	<input type="checkbox"/>
98	Damon White						<input type="checkbox"/>	School Series Points	<input type="checkbox"/>
98	Thomas Death						<input type="checkbox"/>	School Series Points	<input type="checkbox"/>
98	Hamish Cook						<input type="checkbox"/>	School Series Points	<input type="checkbox"/>
98	Chloe Bakes						<input type="checkbox"/>	School Series Points	<input type="checkbox"/>
98	Mackenzie Buck						<input type="checkbox"/>	School Series Points	<input type="checkbox"/>
98	Ruby Williams						<input type="checkbox"/>	School Series Points	<input type="checkbox"/>
98	Makayla Holmes						<input type="checkbox"/>	School Series Points	<input type="checkbox"/>
98	Blaise Fitzallen						<input type="checkbox"/>	School Series Points	<input type="checkbox"/>
98	Chloe White						<input type="checkbox"/>	School Series Points	<input type="checkbox"/>
98	Bonnie Talbot						<input type="checkbox"/>	School Series Points	<input type="checkbox"/>
98	Bridie Findlay						<input type="checkbox"/>	School Series Points	<input type="checkbox"/>

Division  Distance  KM Race type

Place	Competitor:	Gun Tim	Handicap	Actual time	Time / KM:	Last Years	PB	New runner?	Fastest
98	Sophie Holmes						<input type="checkbox"/>	School Series Points	<input type="checkbox"/>
98	Oliver Mannion						<input type="checkbox"/>	School Series Points	<input type="checkbox"/>
98	Hunter Fitzallen						<input type="checkbox"/>	School Series Points	<input type="checkbox"/>
98	Shae Anderson						<input type="checkbox"/>	School Series Points	<input type="checkbox"/>
98	Thomas Davie						<input type="checkbox"/>	School Series Points	<input type="checkbox"/>

Note: Placings are adjusted to New Runner rules - See Booklet for details



# Carrick Park

Saturday, 12 May 2018

98	Maeve Murfett	<input type="checkbox"/>	School Series Points	<input type="checkbox"/>
98	Sophie Rayner	<input type="checkbox"/>	School Series Points	<input type="checkbox"/>
98	Flynn Preece	<input type="checkbox"/>	School Series Points	<input type="checkbox"/>
98	Eliza Davie	<input type="checkbox"/>	School Series Points	<input type="checkbox"/>
98	Dakota Bakes	<input type="checkbox"/>	School Series Points	<input type="checkbox"/>



# Georgetown

## Saturday, 19 May 2018

Division 1 Distance 6 KM Race type Handicap

Place	Competitor:	Gun Tim	Handicap	Actual time	Time / KM:	Last Years	PB	New runner?	Fastest
01	Tony Walsh	48.47	10.20	38.27	6:24	6:41	<input checked="" type="checkbox"/>		<input type="checkbox"/>
02	Brodie Leslie	49.44	7.55	41.49	6:58		<input type="checkbox"/>		<input type="checkbox"/>
03	Tony Brazendale	49.52	26.45	23.07	3:51	3:49	<input type="checkbox"/>		<input checked="" type="checkbox"/>
04	Ben Bottle	49.53	21.05	28.48	4:48	5:12	<input checked="" type="checkbox"/>		<input type="checkbox"/>
05	Tristam Fitzallen	49.59	18.10	31.49	5:18		<input type="checkbox"/>		<input type="checkbox"/>
06	Jacque Spencer	50.11	0.45	49.26	8:14		<input type="checkbox"/>		<input type="checkbox"/>
07	Natasha Adams	50.15	19.55	30.20	5:03	5:06	<input checked="" type="checkbox"/>		<input type="checkbox"/>
08	Rebecca Riedl	50.17	9.15	41.02	6:50	7:17	<input checked="" type="checkbox"/>		<input type="checkbox"/>
09	Lorna Wilson	50.21	9.15	41.06	6:51		<input type="checkbox"/>		<input type="checkbox"/>
10	Steve Elton	50.43	8.25	42.18	7:03		<input type="checkbox"/>		<input type="checkbox"/>
11	Jennifer Tait	50.46	22.40	28.06	4:41	4:50	<input checked="" type="checkbox"/>		<input type="checkbox"/>
12	Allison Maloney	50.52	20.45	30.07	5:01	5:08	<input checked="" type="checkbox"/>		<input type="checkbox"/>
13	Stuart Roberts	51.45	22.30	29.15	4:53		<input type="checkbox"/>		<input type="checkbox"/>
14	Mick Halaby	51.51	23.25	28.26	4:44	4:51	<input checked="" type="checkbox"/>		<input type="checkbox"/>
15	Shaun Smith	51.59	28.15	23.44	3:57		<input type="checkbox"/>	Third run	<input type="checkbox"/>
16	Seona Findlay	52.02	17.40	34.22	5:44	5:17	<input type="checkbox"/>		<input type="checkbox"/>
17	Darren Sullivan	52.04	24.20	27.44	4:37	4:17	<input type="checkbox"/>		<input type="checkbox"/>
18	Craig Barron	52.12	18.30	33.42	5:37	5:11	<input type="checkbox"/>		<input type="checkbox"/>
19	Jonathon Death	52.15	20.55	31.20	5:13	6:24	<input checked="" type="checkbox"/>		<input type="checkbox"/>
20	Anais Roehler	52.32	26.10	26.22	4:24		<input type="checkbox"/>	Third Run	<input checked="" type="checkbox"/>
21	David Nicholls	56.31	14.15	42.16	7:03		<input type="checkbox"/>		<input type="checkbox"/>
22	Catherine Barker	56.50	15.20	41.30	6:55	5:54	<input type="checkbox"/>		<input type="checkbox"/>
98	Montana McKenzie	99.00				4:55	<input type="checkbox"/>	School Series Points	<input type="checkbox"/>
98	Kye Bottle	99.00				6:12	<input type="checkbox"/>	School Series Points	<input type="checkbox"/>

Note: Placings are adjusted to New Runner rules - See Booklet for details



# Georgetown

Saturday, 19 May 2018

Division

Distance  KM

Race type

Place	Competitor:	Gun Tim	Handicap	Actual time	Time / KM:	Last Years	PB	New runner?	Fastest
01	Quinton Death	24.26	11.40	12.46	4:15		<input type="checkbox"/>		<input type="checkbox"/>
02	Jackson Wood	24.39	12.05	12.34	4:11		<input type="checkbox"/>		<input type="checkbox"/>
03	Maddison Bakes	25.03	12.10	12.53	4:18		<input type="checkbox"/>		<input type="checkbox"/>
04	Montana McKenzie	25.18	12.35	12.43	4:14		<input type="checkbox"/>		<input type="checkbox"/>
05	Stella Gracey	25.18	12.50	12.28	4:09		<input type="checkbox"/>		<input type="checkbox"/>
06	Damien Berlese	25.19	9.05	16.14	5:25		<input type="checkbox"/>		<input type="checkbox"/>
07	Ben Adams	25.23	12.20	13.03	4:21		<input type="checkbox"/>		<input type="checkbox"/>
08	Eden Seckold-Bamford	25.27	13.05	12.22	4:07		<input type="checkbox"/>		<input type="checkbox"/>
09	Krista Nicholls	25.29	5.15	20.14	6:45		<input type="checkbox"/>		<input type="checkbox"/>
10	Alyson Wood	25.29	12.25	13.04	4:21		<input type="checkbox"/>		<input type="checkbox"/>
11	Benjamin Findlay	25.29	13.20	12.09	4:03		<input type="checkbox"/>		<input type="checkbox"/>
12	Erin Giles	25.30	13.20	12.10	4:03		<input type="checkbox"/>		<input type="checkbox"/>
13	James Anderson	25.34	7.40	17.54	5:58		<input type="checkbox"/>		<input type="checkbox"/>
14	Isabella Davie	25.39	13.35	12.04	4:01		<input type="checkbox"/>		<input type="checkbox"/>
15	Mitchell Butler	25.44	14.45	10.59	3:40		<input type="checkbox"/>		<input checked="" type="checkbox"/>
16	Marcus Butler	25.45	13.55	11.50	3:57		<input type="checkbox"/>	Third Run	<input type="checkbox"/>
17	Sophie Roberts	25.55	10.50	15.05	5:02		<input type="checkbox"/>		<input type="checkbox"/>
18	Jessica McCallumSmith	25.56	13.05	12.51	4:17		<input type="checkbox"/>	Third Run	<input type="checkbox"/>
19	Bryce Lawes	25.59	14.20	11.39	3:53		<input type="checkbox"/>	First Run	<input type="checkbox"/>
20	Mimi Brown	26.03	11.40	14.23	4:48		<input type="checkbox"/>	First Run	<input type="checkbox"/>
21	Blaise Fitzallen	26.09	11.20	14.49	4:56		<input type="checkbox"/>		<input type="checkbox"/>
22	Abbie Butler	26.17	15.10	11.07	3:42		<input type="checkbox"/>		<input checked="" type="checkbox"/>
23	Kye Bottle	26.27	12.50	13.37	4:32		<input type="checkbox"/>		<input type="checkbox"/>
24	Demi Petterwood	27.13	11.10	16.03	5:21		<input type="checkbox"/>		<input type="checkbox"/>
25	Macie Petterwood	28.17	10.00	18.17	6:06		<input type="checkbox"/>		<input type="checkbox"/>
98	Makayla Holmes	99.00					<input type="checkbox"/>	School Series Points	<input type="checkbox"/>
98	Luke McKenzie	99.00					<input type="checkbox"/>	School Series Points	<input type="checkbox"/>
98	Bridie Findlay	99.00					<input type="checkbox"/>	School Series Points	<input type="checkbox"/>
98	Abbey Berlese	99.00					<input type="checkbox"/>	School Series Points	<input type="checkbox"/>

Note: Placings are adjusted to New Runner rules - See Booklet for details



# Georgetown

## Saturday, 19 May 2018

Division 3 Distance 1.5 KM Race type Sealed Handicap

Place	Competitor:	Gun Tim	Handicap	Actual time	Time / KM:	Last Years	PB	New runner?	Fastest
01	Zac Milich	19.31	12.35	6.56	4:37		<input type="checkbox"/>		<input type="checkbox"/>
02	Flynn Preece	19.35	11.00	8.35	5:43		<input type="checkbox"/>		<input type="checkbox"/>
03	Savannah McKenzie	19.52	12.55	6.57	4:38		<input type="checkbox"/>		<input type="checkbox"/>
04	Abbey Berlese	19.53	14.10	5.43	3:49		<input type="checkbox"/>		<input checked="" type="checkbox"/>
05	Macie Petterwood	19.54	12.55	6.59	4:39		<input type="checkbox"/>		<input type="checkbox"/>
06	Bridie Findlay	19.56	13.45	6.11	4:07		<input type="checkbox"/>		<input type="checkbox"/>
06	Lachlan Findlay	19.56	13.20	6.36	4:24		<input type="checkbox"/>		<input type="checkbox"/>
07	Kate Healer	20.04	13.55	6.09	4:06		<input type="checkbox"/>		<input type="checkbox"/>
08	Makayla Holmes	20.05	13.40	6.25	4:17		<input type="checkbox"/>		<input type="checkbox"/>
09	Annabelle Cook	20.09	13.35	6.34	4:23		<input type="checkbox"/>		<input type="checkbox"/>
10	Dale Kean	20.10	9.20	10.50	7:13		<input type="checkbox"/>		<input type="checkbox"/>
10	Luke McKenzie	20.10	14.10	6.00	4:00		<input type="checkbox"/>		<input type="checkbox"/>
11	Hunter Fitzallen	20.12	10.50	9.22	6:15		<input type="checkbox"/>		<input type="checkbox"/>
12	Sophie Holmes	20.13	12.45	7.28	4:59		<input type="checkbox"/>		<input type="checkbox"/>
13	Eliza Davie	20.14	12.40	7.34	5:03		<input type="checkbox"/>		<input type="checkbox"/>
14	Blaise Fitzallen	20.20	14.00	6.20	4:13		<input type="checkbox"/>		<input type="checkbox"/>
14	Thomas Death	20.20	14.05	6.15	4:10		<input type="checkbox"/>		<input type="checkbox"/>
15	Lindsay McKay	20.24	12.15	8.09	5:26		<input type="checkbox"/>		<input type="checkbox"/>
16	Thomas Davie	20.27	13.30	6.57	4:38		<input type="checkbox"/>	Third Run	<input type="checkbox"/>
17	Georgia Harmey	20.31	13.40	6.51	4:34		<input type="checkbox"/>		<input type="checkbox"/>
17	Xavier Davie	20.31	14.50	5.41	3:47		<input type="checkbox"/>	Second run	<input checked="" type="checkbox"/>
18	Dakota Bakes	20.35	12.00	8.35	5:43		<input type="checkbox"/>		<input type="checkbox"/>
19	Alexis Harmey	20.42	12.50	7.52	5:15		<input type="checkbox"/>	Third run	<input type="checkbox"/>
20	Quinn Barker	20.47	13.40	7.07	4:45		<input type="checkbox"/>		<input type="checkbox"/>
21	Ella Mannion	20.54	14.05	6.49	4:33		<input type="checkbox"/>	Third Run	<input type="checkbox"/>
22	Amelia Holmes	20.55	13.20	7.35	5:03		<input type="checkbox"/>		<input type="checkbox"/>
23	Sophie Rayner	21.00	11.37	9.23	6:15		<input type="checkbox"/>	Third Run	<input type="checkbox"/>
23	Oliver Mannion	21.00	13.49	7.11	4:47		<input type="checkbox"/>	Third Run	<input type="checkbox"/>
23	Lily Smith	21.00	13.17	7.43	5:09		<input type="checkbox"/>	Third Run	<input type="checkbox"/>
23	Henry Jones	21.00	15.05	5.55	3:57		<input type="checkbox"/>	Second Run	<input type="checkbox"/>
24	Chloe Bakes	21.14	12.45	8.29	5:39		<input type="checkbox"/>		<input type="checkbox"/>
25	Adrian Tew	21.27	12.35	8.52	5:55		<input type="checkbox"/>		<input type="checkbox"/>

Note: Placings are adjusted to New Runner rules - See Booklet for details



# Grindelwald

Saturday, 26 May 2018

Division

Distance  KM

Race type

Place	Competitor:	Gun Tim	Handicap	Actual time	Time / KM:	Last Years	PB	New runner?	Fastest
01	Tony Brazendale	50.13	26.45	23.28	3:55		<input type="checkbox"/>		<input checked="" type="checkbox"/>
02	Ben Bottle	50.24	21.05	29.19	4:53		<input type="checkbox"/>		<input type="checkbox"/>
03	Natasha Adams	51.00	19.55	31.05	5:11	5:08	<input type="checkbox"/>		<input type="checkbox"/>
04	Tristam Fitzallen	51.16	18.10	33.06	5:31		<input type="checkbox"/>		<input type="checkbox"/>
05	Allison Maloney	51.42	20.45	30.57	5:10	5:06	<input type="checkbox"/>		<input type="checkbox"/>
06	Robert Gracey	51.55	25.10	26.45	4:27		<input type="checkbox"/>		<input type="checkbox"/>
07	Rebecca Riedl	51.58	9.15	42.43	7:07		<input type="checkbox"/>		<input type="checkbox"/>
08	Lorna Wilson	51.59	9.15	42.44	7:07		<input type="checkbox"/>		<input type="checkbox"/>
09	Kye Bottle	52.07	19.45	32.22	5:24		<input type="checkbox"/>		<input type="checkbox"/>
10	Darren Sullivan	52.10	24.20	27.50	4:38	4:30	<input type="checkbox"/>		<input type="checkbox"/>
11	Craig Barron	52.13	18.30	33.43	5:37	5:31	<input type="checkbox"/>		<input type="checkbox"/>
12	Jennifer Tait	52.16	22.40	29.36	4:56	4:47	<input checked="" type="checkbox"/>		<input checked="" type="checkbox"/>
13	Seona Findlay	52.19	17.40	34.39	5:46	5:45	<input type="checkbox"/>		<input type="checkbox"/>
14	Jonathon Death	52.28	20.55	31.33	5:16	5:38	<input checked="" type="checkbox"/>		<input type="checkbox"/>
15	Stuart Roberts	52.41	22.30	30.11	5:02		<input type="checkbox"/>		<input type="checkbox"/>
16	Angela Smith	53.08	23.20	29.48	4:58	5:00	<input checked="" type="checkbox"/>		<input type="checkbox"/>
17	Steve Elton	53.51	8.25	45.26	7:34	7:36	<input checked="" type="checkbox"/>		<input type="checkbox"/>
18	Brodie Leslie	53.57	10.25	43.32	7:15		<input type="checkbox"/>		<input type="checkbox"/>
19	Tony Walsh	55.10	12.55	42.15	7:02	6:53	<input type="checkbox"/>		<input type="checkbox"/>
20	Sandy Wood	57.36	33.05	24.31	4:05		<input type="checkbox"/>	First Run	<input type="checkbox"/>
21	Paul Hefford	58.00	13.50	44.10	7:22	6:59	<input type="checkbox"/>		<input type="checkbox"/>
98	Montana McKenzie	99.00					<input type="checkbox"/>	School Series Points	<input type="checkbox"/>

Note: Placings are adjusted to New Runner rules - See Booklet for details





# Grindelwald

Saturday, 26 May 2018

Division

Distance  KM

Race type

Place	Competitor:	Gun Tim	Handicap	Actual time	Time / KM:	Last Years	PB	New runner?	Fastest
01	Jackson Wood	24.46	12.05	12.41	4:14		<input type="checkbox"/>		<input type="checkbox"/>
01	Bonnie Talbot	24.46	12.00	12.46	4:15	4:46	<input checked="" type="checkbox"/>		<input type="checkbox"/>
02	Montana McKenzie	25.15	12.35	12.40	4:13	4:13	<input type="checkbox"/>		<input type="checkbox"/>
02	Krista Nicholls	25.15	4.45	20.30	6:50		<input type="checkbox"/>		<input type="checkbox"/>
03	Damien Berlese	25.16	8.50	16.26	5:29		<input type="checkbox"/>		<input type="checkbox"/>
04	Stella Gracey	25.27	12.50	12.37	4:12		<input type="checkbox"/>		<input type="checkbox"/>
05	Ben Adams	25.30	12.20	13.10	4:23	4:45	<input checked="" type="checkbox"/>		<input type="checkbox"/>
06	Erin Giles	25.31	13.20	12.11	4:04	4:06	<input checked="" type="checkbox"/>		<input type="checkbox"/>
07	Alyson Wood	25.37	12.25	13.12	4:24	4:27	<input checked="" type="checkbox"/>		<input type="checkbox"/>
08	Eden Seckold-Bamford	25.50	13.05	12.45	4:15		<input type="checkbox"/>		<input type="checkbox"/>
09	James Anderson	25.54	7.40	18.14	6:05	5:56	<input type="checkbox"/>		<input type="checkbox"/>
10	Sophie Roberts	25.58	10.50	15.08	5:03		<input type="checkbox"/>		<input type="checkbox"/>
11	Bryce Lawes	25.46	14.20	11.26	3:49		<input type="checkbox"/>	Second Run	<input checked="" type="checkbox"/>
12	Jessica McCallumSmith	26.03	13.05	12.58	4:19		<input type="checkbox"/>		<input type="checkbox"/>
13	Quinton Death	26.05	13.15	12.50	4:17		<input type="checkbox"/>		<input type="checkbox"/>
14	Demi Petterwood	26.21	11.00	15.21	5:07	6:25	<input checked="" type="checkbox"/>		<input type="checkbox"/>
15	Kye Bottle	26.25	12.54	13.31	4:30	4:20	<input type="checkbox"/>		<input type="checkbox"/>
16	David Nicholls	26.40	8.25	18.15	6:05		<input type="checkbox"/>	First Run	<input type="checkbox"/>
17	Brenda Giles	26.49	1.25	25.24	8:28		<input type="checkbox"/>		<input type="checkbox"/>
18	Abbie Butler	26.52	15.10	11.42	3:54		<input type="checkbox"/>		<input checked="" type="checkbox"/>
19	Mimi Brown	27.58	11.35	16.23	5:28		<input type="checkbox"/>	Second Run	<input type="checkbox"/>
98	Bridie Findlay	99.00					<input type="checkbox"/>	School Series Points	<input type="checkbox"/>
98	Luke McKenzie	99.00					<input type="checkbox"/>	School Series Points	<input type="checkbox"/>
98	Chloe White	99.00					<input type="checkbox"/>	School Series Points	<input type="checkbox"/>
98	Blaise Fitzallen	99.00					<input type="checkbox"/>	School Series Points	<input type="checkbox"/>
98	Damon White	99.00					<input type="checkbox"/>	School Series Points	<input type="checkbox"/>

Note: Placings are adjusted to New Runner rules - See Booklet for details



# Grindelwald

Saturday, 26 May 2018

Division 3 Distance 1.5 KM Race type Sealed Handicap

Place	Competitor:	Gun Tim	Handicap	Actual time	Time / KM:	Last Years	PB	New runner?	Fastest
01	Oliver Mannion	19.42	12.30	7.12	4:48		<input type="checkbox"/>		<input type="checkbox"/>
02	Agnes Kostecka	19.49	10.55	8.54	5:56		<input type="checkbox"/>		<input type="checkbox"/>
03	Bridie Findlay	19.51	13.45	6.06	4:04	4:09	<input checked="" type="checkbox"/>		<input type="checkbox"/>
03	Flynn Preece	19.51	11.00	8.51	5:54		<input type="checkbox"/>		<input type="checkbox"/>
04	Abbey Berlese	19.52	14.10	5.42	3:48	3:58	<input checked="" type="checkbox"/>		<input checked="" type="checkbox"/>
05	Lachlan Findlay	20.02	13.20	6.42	4:28	4:43	<input checked="" type="checkbox"/>		<input type="checkbox"/>
06	Kate Healer	20.03	13.55	6.08	4:05		<input type="checkbox"/>		<input type="checkbox"/>
07	Annabelle Cook	20.10	13.35	6.35	4:23	4:31	<input checked="" type="checkbox"/>		<input type="checkbox"/>
08	Savannah McKenzie	20.14	12.55	7.19	4:53	5:03	<input checked="" type="checkbox"/>		<input type="checkbox"/>
09	Dakota Bakes	20.16	12.00	8.16	5:31		<input type="checkbox"/>		<input type="checkbox"/>
10	Sophie Rayner	20.20	11.05	9.15	6:10		<input type="checkbox"/>		<input type="checkbox"/>
11	Hamish Anderson	20.22	12.55	7.27	4:58		<input type="checkbox"/>	Third Run	<input type="checkbox"/>
11	Luke McKenzie	20.22	14.10	6.12	4:08	4:41	<input checked="" type="checkbox"/>		<input type="checkbox"/>
12	Thomas Death	20.23	14.05	6.18	4:12	4:31	<input checked="" type="checkbox"/>		<input type="checkbox"/>
12	Quinn Barker	20.23	13.40	6.43	4:29	4:27	<input type="checkbox"/>		<input type="checkbox"/>
12	Ruby Williams	20.23	13.20	7.03	4:42	4:38	<input type="checkbox"/>		<input type="checkbox"/>
12	Sophie Holmes	20.23	12.45	7.38	5:05	5:20	<input checked="" type="checkbox"/>		<input type="checkbox"/>
12	Georgia Harmey	20.23	13.40	6.43	4:29		<input type="checkbox"/>		<input type="checkbox"/>
13	Lindsay McKay	20.25	12.15	8.10	5:27	5:19	<input type="checkbox"/>		<input type="checkbox"/>
14	Chloe Bakes	20.27	12.45	7.42	5:08		<input type="checkbox"/>		<input type="checkbox"/>
15	Riley Howard	20.28	14.40	5.48	3:52		<input type="checkbox"/>	Third Run	<input checked="" type="checkbox"/>
16	Lachlan Preece	20.29	14.15	6.14	4:09		<input type="checkbox"/>		<input type="checkbox"/>
17	Ruby Jones	20.30	13.45	6.45	4:30		<input checked="" type="checkbox"/>	Third Run	<input type="checkbox"/>
18	Lincon Talbot	20.33	13.30	7.03	4:42		<input type="checkbox"/>		<input type="checkbox"/>
18	Hunter Fitzallen	20.33	10.50	9.43	6:29	7:37	<input checked="" type="checkbox"/>		<input type="checkbox"/>
19	Blaise Fitzallen	20.34	14.00	6.34	4:23	4:26	<input checked="" type="checkbox"/>		<input type="checkbox"/>
20	Henry Jones	20.35	14.35	6.00	4:00		<input type="checkbox"/>	Third Run	<input type="checkbox"/>
21	Damon White	20.36	13.55	6.41	4:27	4:27	<input type="checkbox"/>		<input type="checkbox"/>
22	Dale Kean	20.40	9.20	11.20	7:33		<input type="checkbox"/>		<input type="checkbox"/>
23	Ella Mannion	20.41	13.50	6.51	4:34		<input type="checkbox"/>		<input type="checkbox"/>
24	Zac Milich	20.42	13.35	7.07	4:45		<input type="checkbox"/>		<input type="checkbox"/>
24	Ben Berlese	20.42	14.20	6.22	4:15	4:35	<input checked="" type="checkbox"/>		<input type="checkbox"/>
25	Chloe White	20.45	14.15	6.30	4:20	4:21	<input checked="" type="checkbox"/>		<input type="checkbox"/>
26	Lily Smith	20.50	12.45	8.05	5:23		<input type="checkbox"/>		<input type="checkbox"/>
26	Eliza Davie	20.50	12.55	7.55	5:17		<input type="checkbox"/>		<input type="checkbox"/>
27	Shae Anderson	20.55	12.55	8.00	5:20		<input type="checkbox"/>	Third Run	<input type="checkbox"/>
28	Alexis Harmey	21.05	12.50	8.15	5:30		<input type="checkbox"/>		<input type="checkbox"/>
29	Bridie Crossingham	21.06	14.28	6.38	4:25		<input type="checkbox"/>	First Run	<input type="checkbox"/>
30	Amelia Holmes	21.09	13.20	7.49	5:13	5:17	<input checked="" type="checkbox"/>		<input type="checkbox"/>
31	Adrian Tew	21.48	12.35	9.13	6:09		<input type="checkbox"/>		<input type="checkbox"/>
32	Mackenzie Buck	22.33	13.05	9.28	6:19		<input type="checkbox"/>		<input type="checkbox"/>
33	Maeve Murfett	22.44	9.25	13.19	8:53		<input type="checkbox"/>		<input type="checkbox"/>

Note: Placings are adjusted to New Runner rules - See Booklet for details



# Grindelwald

Saturday, 26 May 2018

98	Hamish Cook	99.00	0:00	<input type="checkbox"/> no time	<input type="checkbox"/>
----	-------------	-------	------	----------------------------------	--------------------------



# Heritage Forest

Saturday, 2 June 2018

Division

1

Distance

5

KM

Race type

Handicap

Place	Competitor:	Gun Tim	Handicap	Actual time	Time / KM:	Last Years	PB	New runner?	Fastest
01	Ben Bottle	38.38	16.20	22.18	4:28	4:58	<input checked="" type="checkbox"/>		<input type="checkbox"/>
02	Natasha Adams	39.42	15.25	24.17	4:51	5:10	<input checked="" type="checkbox"/>		<input type="checkbox"/>
03	Allison Maloney	39.51	16.05	23.46	4:45		<input type="checkbox"/>		<input type="checkbox"/>
04	Tristam Fitzallen	40.02	14.00	26.02	5:12		<input type="checkbox"/>		<input type="checkbox"/>
05	Craig Barron	40.08	14.15	25.53	5:11	5:01	<input type="checkbox"/>		<input type="checkbox"/>
06	Robert Gracey	40.26	19.40	20.46	4:09	4:05	<input type="checkbox"/>		<input checked="" type="checkbox"/>
07	Darren Sullivan	40.33	19.00	21.33	4:19	4:13	<input type="checkbox"/>		<input type="checkbox"/>
08	Jennifer Tait	40.42	17.40	23.02	4:36	4:33	<input type="checkbox"/>		<input type="checkbox"/>
09	Jonathon Death	40.46	16.15	24.31	4:54		<input type="checkbox"/>		<input type="checkbox"/>
10	Seona Findlay	41.11	13.35	27.36	5:31	5:28	<input type="checkbox"/>		<input type="checkbox"/>
11	Stuart Roberts	41.15	17.30	23.45	4:45		<input type="checkbox"/>		<input type="checkbox"/>
12	Lucy Jones	41.18	22.30	18.48	3:46		<input type="checkbox"/>	Second Run	<input checked="" type="checkbox"/>
13	Paul Hefford	42.33	10.25	32.08	6:26	6:21	<input type="checkbox"/>		<input type="checkbox"/>
14	David Nicholls	45.45	10.45	35.00	7:00	5:42	<input type="checkbox"/>		<input type="checkbox"/>
98	Montana McKenzie	99.00					<input type="checkbox"/>	School Series Points	<input type="checkbox"/>



# Heritage Forest

Saturday, 2 June 2018

Division **2** Distance **3** KM Race type **Sealed Handicap**

Place	Competitor:	Gun Tim	Handicap	Actual time	Time / KM:	Last Years	PB	New runner?	Fastest
01	Sophie Roberts	24.00	10.50	13.10	4:23		<input type="checkbox"/>		<input type="checkbox"/>
02	Damien Berlese	24.43	8.50	15.53	5:18		<input type="checkbox"/>		<input type="checkbox"/>
03	Maddison Bakes	24.44	12.10	12.34	4:11	4:36	<input checked="" type="checkbox"/>		<input type="checkbox"/>
03	Isabella Davie	24.44	13.35	11.09	3:43	4:59	<input checked="" type="checkbox"/>		<input type="checkbox"/>
04	Demi Petterwood	24.46	11.10	13.36	4:32	5:26	<input checked="" type="checkbox"/>		<input type="checkbox"/>
05	Mimi Brown	24.51	11.35	13.16	4:25		<input type="checkbox"/>		<input type="checkbox"/>
06	Montana McKenzie	24.53	12.35	12.18	4:06	5:28	<input checked="" type="checkbox"/>		<input type="checkbox"/>
06	Kate McShane	24.53	6.45	18.08	6:03	6:33	<input checked="" type="checkbox"/>		<input type="checkbox"/>
07	Stella Gracey	24.57	12.50	12.07	4:02	4:06	<input checked="" type="checkbox"/>		<input type="checkbox"/>
08	Rebecca Riedl	24.58	5.55	19.03	6:21		<input type="checkbox"/>		<input type="checkbox"/>
09	Lorna Wilson	25.00	5.55	19.05	6:22		<input type="checkbox"/>		<input type="checkbox"/>
10	Sandy Wood	25.10	14.45	10.25	3:28		<input type="checkbox"/>	First Run	<input checked="" type="checkbox"/>
11	Brodie Leslie	25.12	6.35	18.37	6:12	7:28	<input checked="" type="checkbox"/>		<input type="checkbox"/>
12	James Anderson	25.17	7.40	17.37	5:52	5:51	<input type="checkbox"/>		<input type="checkbox"/>
12	Ben Adams	25.17	12.20	12.57	4:19	4:30	<input checked="" type="checkbox"/>		<input type="checkbox"/>
13	Ava Jones	25.33	11.50	13.43	4:34		<input type="checkbox"/>	Second Run	<input type="checkbox"/>
14	Alyson Wood	25.37	12.25	13.12	4:24	4:09	<input type="checkbox"/>		<input type="checkbox"/>
15	Jessica McCallumSmith	25.40	13.05	12.35	4:12		<input type="checkbox"/>		<input type="checkbox"/>
16	Eden Seckold-Bamford	25.44	13.20	12.24	4:08		<input type="checkbox"/>		<input type="checkbox"/>
17	Jackson Wood	25.47	13.20	12.27	4:09		<input type="checkbox"/>		<input type="checkbox"/>
18	Quinton Death	25.54	13.15	12.39	4:13		<input type="checkbox"/>		<input type="checkbox"/>
19	Abbie Butler	26.03	15.10	10.53	3:38		<input type="checkbox"/>		<input checked="" type="checkbox"/>
20	Lillian Giles	26.12	10.40	15.32	5:11	4:46	<input type="checkbox"/>		<input type="checkbox"/>
21	Mitchell Butler	26.29	14.45	11.44	3:55		<input type="checkbox"/>		<input type="checkbox"/>
22	Erin Giles	26.33	13.20	13.13	4:24	3:53	<input type="checkbox"/>		<input type="checkbox"/>
23	Luke Butler	27.33	13.40	13.53	4:38		<input type="checkbox"/>		<input type="checkbox"/>
24	Bianca Anderson	27.46	14.35	13.11	4:24		<input type="checkbox"/>		<input type="checkbox"/>
25	Marcus Butler	28.05	14.10	13.55	4:38		<input type="checkbox"/>		<input type="checkbox"/>
98	Damon White	99.00					<input type="checkbox"/>	School Series Points	<input type="checkbox"/>
98	Chloe White	99.00					<input type="checkbox"/>	School Series Points	<input type="checkbox"/>
98	Luke McKenzie	99.00					<input type="checkbox"/>	School Series Points	<input type="checkbox"/>
98	Blaise Fitzallen	99.00					<input type="checkbox"/>	School Series Points	<input type="checkbox"/>
98	Bonnie Talbot	99.00					<input type="checkbox"/>	School Series Points	<input type="checkbox"/>
98	Makayla Holmes	99.00					<input type="checkbox"/>	School Series Points	<input type="checkbox"/>
98	Bridie Findlay	99.00					<input type="checkbox"/>	School Series Points	<input type="checkbox"/>

Note: Placings are adjusted to New Runner rules - See Booklet for details



# Heritage Forest

Saturday, 2 June 2018

Division 3 Distance 1.5 KM Race type Sealed Handicap

Place	Competitor:	Gun Tim	Handicap	Actual time	Time / KM:	Last Years	PB	New runner?	Fastest
01	Chloe Bakes	19.31	12.45	6.46	4:31		<input type="checkbox"/>		<input type="checkbox"/>
02	Bridie Findlay	19.32	13.45	5.47	3:51	4:06	<input checked="" type="checkbox"/>		<input type="checkbox"/>
02	Abbey Berlese	19.32	14.10	5.22	3:35	3:56	<input checked="" type="checkbox"/>		<input checked="" type="checkbox"/>
03	Bonnie Talbot	19.36	14.10	5.26	3:37	3:53	<input checked="" type="checkbox"/>		<input type="checkbox"/>
04	Annabelle Cook	19.37	13.35	6.02	4:01	4:31	<input checked="" type="checkbox"/>		<input type="checkbox"/>
05	Lindsay McKay	19.39	12.15	7.24	4:56		<input type="checkbox"/>		<input type="checkbox"/>
06	Savannah McKenzie	19.40	12.55	6.45	4:30	5:24	<input checked="" type="checkbox"/>		<input type="checkbox"/>
07	Hamish Anderson	19.48	13.05	6.43	4:29		<input type="checkbox"/>		<input type="checkbox"/>
08	Ruby Williams	19.51	13.20	6.31	4:21	4:43	<input checked="" type="checkbox"/>		<input type="checkbox"/>
09	Makayla Holmes	19.54	13.40	6.14	4:09	4:31	<input checked="" type="checkbox"/>		<input type="checkbox"/>
10	Thomas Death	19.55	14.05	5.50	3:53		<input type="checkbox"/>		<input type="checkbox"/>
11	Liam Dracup	19.52	13.40	6.12	4:07		<input type="checkbox"/>	Second Run	<input type="checkbox"/>
12	Lily Smith	19.56	12.45	7.11	4:47		<input type="checkbox"/>		<input type="checkbox"/>
12	Georgia Harmey	19.56	13.40	6.16	4:11		<input type="checkbox"/>		<input type="checkbox"/>
13	Oliver Mannion	19.57	13.20	6.37	4:25		<input type="checkbox"/>		<input type="checkbox"/>
14	Sophie Holmes	19.58	12.45	7.13	4:49	5:17	<input checked="" type="checkbox"/>		<input type="checkbox"/>
15	Blaise Fitzallen	19.59	14.00	5.59	3:59	4:21	<input checked="" type="checkbox"/>		<input type="checkbox"/>
15	Chloe White	19.59	14.15	5.44	3:49	4:19	<input checked="" type="checkbox"/>		<input type="checkbox"/>
15	Dakota Bakes	19.59	12.00	7.59	5:19		<input type="checkbox"/>		<input type="checkbox"/>
16	Alexis Harmey	20.00	12.50	7.10	4:47		<input type="checkbox"/>		<input type="checkbox"/>
17	Dale Kean	20.01	9.20	10.41	7:07	6:49	<input type="checkbox"/>		<input type="checkbox"/>
18	Kate Healer	20.06	13.55	6.11	4:07		<input type="checkbox"/>		<input type="checkbox"/>
19	Thomas Davie	20.07	13.35	6.32	4:21		<input type="checkbox"/>		<input type="checkbox"/>
20	Henry Jones	20.08	14.35	5.33	3:42		<input type="checkbox"/>		<input type="checkbox"/>
21	Shae Anderson	20.09	12.55	7.14	4:49		<input type="checkbox"/>		<input type="checkbox"/>
22	Xavier Davie	20.11	14.50	5.21	3:34		<input type="checkbox"/>	Third Run	<input checked="" type="checkbox"/>
23	Luke McKenzie	20.14	14.10	6.04	4:03	4:27	<input checked="" type="checkbox"/>		<input type="checkbox"/>
24	Ella Mannion	20.16	13.50	6.26	4:17		<input type="checkbox"/>		<input type="checkbox"/>
25	Bridie Crossingham	20.18	13.55	6.23	4:15		<input type="checkbox"/>	Second Run	<input type="checkbox"/>
26	Lincon Talbot	20.21	13.30	6.51	4:34		<input type="checkbox"/>		<input type="checkbox"/>
26	Hunter Fitzallen	20.21	10.50	9.31	6:21	7:15	<input checked="" type="checkbox"/>		<input type="checkbox"/>
27	Ruby Jones	20.23	13.45	6.38	4:25		<input type="checkbox"/>		<input type="checkbox"/>
28	Maeve Murfett	20.26	9.25	11.01	7:21		<input type="checkbox"/>		<input type="checkbox"/>
29	Zac Milich	20.29	13.35	6.54	4:36	4:49	<input checked="" type="checkbox"/>		<input type="checkbox"/>
29	Sophie Rayner	20.29	11.15	9.14	6:09		<input type="checkbox"/>		<input type="checkbox"/>
30	Amelia Holmes	20.32	13.20	7.12	4:48	5:17	<input checked="" type="checkbox"/>		<input type="checkbox"/>
30	Damon White	20.32	13.55	6.37	4:25	4:02	<input type="checkbox"/>		<input type="checkbox"/>
31	Krista Nicholls	20.38	11.15	9.23	6:15	5:54	<input type="checkbox"/>		<input type="checkbox"/>
32	Hamish Cook	21.00	14.30	6.30	4:20	3:51	<input type="checkbox"/>		<input type="checkbox"/>
33	Mackenzie Buck	21.20	13.05	8.15	5:30		<input type="checkbox"/>		<input type="checkbox"/>

Note: Placings are adjusted to New Runner rules - See Booklet for details



# Hagley Farm School

Saturday, 9 June 2018

Division  Distance  KM Race type

Place	Competitor:	Gun Tim	Handicap	Actual time	Time / KM:	Last Years	PB	New runner?	Fastest
01	Natasha Adams	40.04	15.25	24.39	4:56	4:51	<input type="checkbox"/>	School Series Points	<input type="checkbox"/>
02	Darren Sullivan	40.48	19.00	21.48	4:22	4:16	<input type="checkbox"/>		<input type="checkbox"/>
03	Rebecca Riedl	40.59	6.40	34.19	6:52	6:50	<input type="checkbox"/>		<input type="checkbox"/>
04	Lorna Wilson	41.00	6.40	34.20	6:52		<input type="checkbox"/>		<input type="checkbox"/>
05	Jennifer Tait	41.01	17.40	23.21	4:40	4:28	<input type="checkbox"/>		<input type="checkbox"/>
06	Robert Gracey	41.03	19.40	21.23	4:17	4:04	<input type="checkbox"/>		<input type="checkbox"/>
07	Tristram Fitzallen	41.04	14.00	27.04	5:25		<input type="checkbox"/>		<input type="checkbox"/>
08	Allison Maloney	41.06	16.05	25.01	5:00	4:51	<input type="checkbox"/>		<input type="checkbox"/>
09	Anais Roehler	41.10	19.40	21.30	4:18		<input type="checkbox"/>		<input type="checkbox"/>
10	Leigh Dornauf	41.12	18.45	22.27	4:29		<input type="checkbox"/>		<input type="checkbox"/>
11	Sandy Wood	40.22	21.15	19.07	3:49		<input type="checkbox"/>	Second Run	<input type="checkbox"/>
12	Jonathon Death	41.30	16.15	25.15	5:03		<input type="checkbox"/>		<input type="checkbox"/>
13	Andrew Seen	41.38	20.00	21.38	4:20		<input type="checkbox"/>	First Run	<input type="checkbox"/>
14	Tony Brazendale	41.45	22.40	19.05	3:49	3:52	<input checked="" type="checkbox"/>		<input checked="" type="checkbox"/>
15	Lucy Jones	41.53	22.30	19.23	3:53		<input type="checkbox"/>	Third Run	<input checked="" type="checkbox"/>
16	Seona Findlay	41.56	13.35	28.21	5:40		<input type="checkbox"/>		<input type="checkbox"/>
17	Stuart Roberts	42.03	17.30	24.33	4:55		<input type="checkbox"/>		<input type="checkbox"/>
18	Shaun Smith	42.07	22.15	19.52	3:58		<input type="checkbox"/>		<input type="checkbox"/>
19	Brodie Leslie	42.17	7.40	34.37	6:55		<input type="checkbox"/>		<input type="checkbox"/>
20	Matt Jones	42.26	22.00	20.26	4:05		<input type="checkbox"/>	First Run	<input type="checkbox"/>
21	James Preece	42.39	19.25	23.14	4:39		<input type="checkbox"/>		<input type="checkbox"/>
22	Ben Bottle	42.40	19.20	23.20	4:40	4:47	<input checked="" type="checkbox"/>		<input type="checkbox"/>
23	Alexander Seen	43.36	22.30	21.06	4:13		<input type="checkbox"/>	First Run	<input type="checkbox"/>
24	Jacque Spencer	43.37	0.00	43.37	8:43		<input type="checkbox"/>		<input type="checkbox"/>
25	Tony Walsh	43.41	9.40	34.01	6:48	7:21	<input checked="" type="checkbox"/>		<input type="checkbox"/>
26	Steve Elton	45.54	6.00	39.54	7:59	6:53	<input type="checkbox"/>		<input type="checkbox"/>
27	David Nicholls	46.36	10.45	35.51	7:10	5:51	<input type="checkbox"/>		<input type="checkbox"/>
98	Montana McKenzie	99.00		99.00			<input type="checkbox"/>	School Series Points	<input type="checkbox"/>
98	Kye Bottle	99.00		99.00			<input type="checkbox"/>		<input type="checkbox"/>

Note: Placings are adjusted to New Runner rules - See Booklet for details



# Hagley Farm School

Saturday, 9 June 2018

Division 2 Distance 3 KM Race type Sealed Handicap

Place	Competitor:	Gun Tim	Handicap	Actual time	Time / KM:	Last Years	PB	New runner?	Fastest
01	Ben Adams	24.45	12.20	12.25	4:08	4:31	<input checked="" type="checkbox"/>		<input type="checkbox"/>
02	Benjamin Findlay	25.02	13.20	11.42	3:54	4:00	<input checked="" type="checkbox"/>		<input type="checkbox"/>
03	Erin Giles	25.03	13.20	11.43	3:54		<input type="checkbox"/>		<input checked="" type="checkbox"/>
04	Kate McShane	25.04	6.45	18.19	6:06	6:32	<input checked="" type="checkbox"/>		<input type="checkbox"/>
05	Maddison Bakes	25.09	12.10	12.59	4:20	4:33	<input checked="" type="checkbox"/>		<input type="checkbox"/>
06	Montana McKenzie	25.17	12.35	12.42	4:14	4:13	<input type="checkbox"/>		<input type="checkbox"/>
07	Eden Seckold-Bamford	25.33	13.20	12.13	4:04		<input type="checkbox"/>		<input type="checkbox"/>
08	Damien Berlese	25.34	8.50	16.44	5:35		<input type="checkbox"/>		<input type="checkbox"/>
09	Stella Gracey	25.38	12.50	12.48	4:16	4:04	<input type="checkbox"/>		<input type="checkbox"/>
10	Demi Petterwood	25.42	11.10	14.32	4:51	5:10	<input checked="" type="checkbox"/>		<input type="checkbox"/>
11	Ava Jones	25.17	11.50	13.27	4:29		<input type="checkbox"/>	Second Run	<input type="checkbox"/>
12	Jackson Wood	25.47	13.20	12.27	4:09		<input type="checkbox"/>		<input type="checkbox"/>
13	Quinton Death	25.49	13.15	12.34	4:11		<input type="checkbox"/>		<input type="checkbox"/>
14	Bryce Lawes	26.12	14.35	11.37	3:52		<input type="checkbox"/>	Third Run	<input checked="" type="checkbox"/>
15	Bonnie Talbot	26.29	13.15	13.14	4:25		<input type="checkbox"/>		<input type="checkbox"/>
16	Brenda Giles	26.46	1.25	25.21	8:27		<input type="checkbox"/>		<input type="checkbox"/>
17	Stephen Talbot	27.25	13.50	13.35	4:32	4:08	<input type="checkbox"/>		<input type="checkbox"/>
18	Sophie Roberts	27.56	13.50	14.06	4:42		<input type="checkbox"/>		<input type="checkbox"/>
19	Bianca Anderson	28.40	14.35	14.05	4:42		<input type="checkbox"/>		<input type="checkbox"/>
20	Lillian Giles	41.22	10.40	30.42	10:14		<input type="checkbox"/>		<input type="checkbox"/>
21	Alyson Wood	43.06	12.25	30.41	10:14	4:18	<input type="checkbox"/>		<input type="checkbox"/>
22	Kye Bottle	43.38	12.54	30.44	10:15	4:23	<input type="checkbox"/>		<input type="checkbox"/>
98	Luke McKenzie	99.00					<input type="checkbox"/>	School Series Points	<input type="checkbox"/>
98	Macie Petterwood	99.00					<input type="checkbox"/>	School Series Points	<input type="checkbox"/>
98	Makayla Holmes	99.00					<input type="checkbox"/>	School Series Points	<input type="checkbox"/>
98	Blaise Fitzallen	99.00					<input type="checkbox"/>	School Series Points	<input type="checkbox"/>
98	Bridie Findlay	99.00					<input type="checkbox"/>	School Series Points	<input type="checkbox"/>

Note: Placings are adjusted to New Runner rules - See Booklet for details





# Hagley Farm School

Saturday, 9 June 2018

Division 3 Distance 1.5 KM Race type Sealed Handicap

Place	Competitor:	Gun Tim	Handicap	Actual time	Time / KM:	Last Years	PB	New runner?	Fastest
01	Maeve Murfett	19.45	9.25	10.20	6:53		<input type="checkbox"/>		<input type="checkbox"/>
02	Savannah McKenzie	19.49	12.55	6.54	4:36	5:25	<input checked="" type="checkbox"/>		<input type="checkbox"/>
03	Bridie Findlay	19.50	13.45	6.05	4:03	4:11	<input checked="" type="checkbox"/>		<input type="checkbox"/>
04	Flynn Preece	19.55	11.00	8.55	5:57	6:46	<input checked="" type="checkbox"/>		<input type="checkbox"/>
04	Abbey Berlese	19.55	14.10	5.45	3:50	4:03	<input checked="" type="checkbox"/>		<input checked="" type="checkbox"/>
05	Annabelle Cook	20.01	13.35	6.26	4:17		<input type="checkbox"/>		<input type="checkbox"/>
06	Makayla Holmes	20.03	13.40	6.23	4:15	4:44	<input checked="" type="checkbox"/>		<input type="checkbox"/>
07	Thomas Death	20.08	14.05	6.03	4:02	4:21	<input checked="" type="checkbox"/>		<input type="checkbox"/>
08	Ruby Williams	20.11	13.20	6.51	4:34	4:39	<input checked="" type="checkbox"/>		<input type="checkbox"/>
09	Oliver Mannion	20.13	13.20	6.53	4:35		<input type="checkbox"/>		<input type="checkbox"/>
10	Alexis Harmey	20.15	12.50	7.25	4:57		<input type="checkbox"/>		<input type="checkbox"/>
10	Lachlan Findlay	20.15	13.20	6.55	4:37	4:04	<input type="checkbox"/>		<input type="checkbox"/>
11	Lindsay McKay	20.16	12.15	8.01	5:21	5:22	<input checked="" type="checkbox"/>		<input type="checkbox"/>
12	Georgia Harmey	20.17	13.40	6.37	4:25		<input type="checkbox"/>		<input type="checkbox"/>
13	Sophie Holmes	20.18	12.45	7.33	5:02	5:33	<input checked="" type="checkbox"/>		<input type="checkbox"/>
13	Hamish Cook	20.18	14.30	5.48	3:52	3:51	<input type="checkbox"/>		<input type="checkbox"/>
13	Agnes Kostecka	20.18	11.55	8.23	5:35		<input type="checkbox"/>		<input type="checkbox"/>
14	Riley Howard	20.21	14.40	5.41	3:47		<input type="checkbox"/>		<input checked="" type="checkbox"/>
15	Blaise Fitzallen	20.23	14.00	6.23	4:15	4:35	<input checked="" type="checkbox"/>		<input type="checkbox"/>
16	Henry Jones	20.24	14.35	5.49	3:53		<input type="checkbox"/>		<input type="checkbox"/>
17	Ruby Jones	20.25	13.45	6.40	4:27		<input type="checkbox"/>		<input type="checkbox"/>
18	Mackenzie Buck	20.28	13.05	7.23	4:55		<input type="checkbox"/>		<input type="checkbox"/>
19	Lachlan Preece	20.29	14.15	6.14	4:09	4:35	<input checked="" type="checkbox"/>		<input type="checkbox"/>
19	Ben Berlese	20.29	14.20	6.09	4:06		<input type="checkbox"/>		<input type="checkbox"/>
20	Zac Milich	20.31	13.35	6.56	4:37	4:52	<input checked="" type="checkbox"/>		<input type="checkbox"/>
20	Charlie Slater	20.31	11.10	9.21	6:13		<input type="checkbox"/>	First Run	<input type="checkbox"/>
21	Dale Kean	20.35	9.20	11.15	7:30	7:21	<input type="checkbox"/>		<input type="checkbox"/>
21	Bridie Crossingham	20.35	13.55	6.40	4:27		<input type="checkbox"/>	Third Run	<input type="checkbox"/>
22	Hunter Fitzallen	20.38	10.50	9.48	6:32	7:51	<input checked="" type="checkbox"/>		<input type="checkbox"/>
22	Ella Mannion	20.38	13.50	6.48	4:32		<input type="checkbox"/>		<input type="checkbox"/>
22	Dakota Bakes	20.38	12.00	8.38	5:45		<input type="checkbox"/>		<input type="checkbox"/>
23	Quinn Barker	20.41	13.40	7.01	4:41	4:34	<input type="checkbox"/>		<input type="checkbox"/>
24	Amelia Holmes	20.52	13.20	7.32	5:01	5:24	<input checked="" type="checkbox"/>		<input type="checkbox"/>
25	Luke McKenzie	20.56	14.10	6.46	4:31	4:39	<input checked="" type="checkbox"/>		<input type="checkbox"/>
26	Emma Pern	21.00	12.20	8.40	5:47		<input type="checkbox"/>		<input type="checkbox"/>
27	Sophie Rayner	21.06	11.15	9.51	6:34		<input type="checkbox"/>		<input type="checkbox"/>
28	Chloe Bakes	21.21	14.00	7.21	4:54		<input type="checkbox"/>		<input type="checkbox"/>
29	Gabby Pern	21.23	9.45	11.38	7:45		<input type="checkbox"/>	Second Run	<input type="checkbox"/>
30	Orysia Petterwood	22.32	9.20	13.12	8:48		<input type="checkbox"/>		<input type="checkbox"/>
31	Macie Petterwood	24.19	12.55	11.24	7:36	4:47	<input type="checkbox"/>		<input type="checkbox"/>

Note: Placings are adjusted to New Runner rules - See Booklet for details



## Tailrace #2

Saturday, 16 June 2018

Division **1** Distance **5** KM Race type **Handicap**

Place	Competitor:	Gun Tim	Handicap	Actual time	Time / KM:	Last Years	PB	New runner?	Fastest
01	Rebecca Riedl	39.10	6.40	32.30	6:30		<input type="checkbox"/>		<input type="checkbox"/>
02	Lorna Wilson	39.12	6.40	32.32	6:30		<input type="checkbox"/>		<input type="checkbox"/>
03	Tristram Fitzallen	39.42	14.00	25.42	5:08		<input type="checkbox"/>		<input type="checkbox"/>
04	Darren Sullivan	40.12	19.00	21.12	4:14	4:12	<input type="checkbox"/>		<input type="checkbox"/>
05	Allison Maloney	40.14	16.05	24.09	4:50	4:47	<input type="checkbox"/>		<input type="checkbox"/>
06	Steve Elton	40.27	6.00	34.27	6:53	6:51	<input type="checkbox"/>		<input type="checkbox"/>
07	Tony Brazendale	41.01	22.40	18.21	3:40	3:48	<input checked="" type="checkbox"/>		<input type="checkbox"/>
08	Seona Findlay	41.04	13.35	27.29	5:30	5:19	<input type="checkbox"/>		<input type="checkbox"/>
09	Natasha Adams	41.08	17.05	24.03	4:49	4:54	<input checked="" type="checkbox"/>		<input type="checkbox"/>
10	Jennifer Tait	41.09	17.40	23.29	4:42	4:42	<input checked="" type="checkbox"/>	1 second PB!	<input type="checkbox"/>
11	Ron Davidson	40.48	17.55	22.53	4:35		<input type="checkbox"/>	Second Run	<input type="checkbox"/>
12	Sandy Wood	40.52	22.40	18.12	3:38		<input type="checkbox"/>	Third Run	<input checked="" type="checkbox"/>
13	Tony Walsh	41.11	9.40	31.31	6:18	6:33	<input checked="" type="checkbox"/>		<input type="checkbox"/>
14	Ben Bottle	41.19	19.20	21.59	4:24		<input type="checkbox"/>		<input type="checkbox"/>
15	Anais Roehler	41.22	19.40	21.42	4:20		<input type="checkbox"/>		<input checked="" type="checkbox"/>
16	Craig Barron	41.25	14.15	27.10	5:26	5:09	<input type="checkbox"/>		<input type="checkbox"/>
17	Angela Smith	41.37	18.10	23.27	4:41	4:45	<input checked="" type="checkbox"/>		<input type="checkbox"/>
18	Shaun Smith	41.40	22.15	19.25	3:53		<input type="checkbox"/>		<input type="checkbox"/>
19	Andrew Seen	42.43	20.50	21.53	4:23		<input type="checkbox"/>	Second Run	<input type="checkbox"/>
20	Paul Hefford	42.55	10.25	32.30	6:30	6:22	<input type="checkbox"/>		<input type="checkbox"/>
21	David Nicholls	43.19	10.45	32.34	6:31	6:34	<input checked="" type="checkbox"/>		<input type="checkbox"/>
22	Stuart Roberts	43.35	17.30	26.05	5:13		<input type="checkbox"/>		<input type="checkbox"/>
23	Jacquie Spencer	47.06	0.00	47.06	9:25	8:03	<input type="checkbox"/>		<input type="checkbox"/>
98	Montana McKenzie	99.00				4:38	<input type="checkbox"/>	School Series Points	<input type="checkbox"/>

Note: Placings are adjusted to New Runner rules - See Booklet for details



## Tailrace #2

Saturday, 16 June 2018

Division **2** Distance **3** KM Race type **Sealed Handicap**

Place	Competitor:	Gun Tim	Handicap	Actual time	Time / KM:	Last Years	PB	New runner?	Fastest
01	Rhodena Murfet	24.27	8.25	16.02	5:20		<input type="checkbox"/>		<input type="checkbox"/>
02	Blaise Fitzallen	24.35	11.20	13.15	4:25		<input type="checkbox"/>		<input type="checkbox"/>
03	Benjamin Findlay	24.42	13.20	11.22	3:47	4:02	<input checked="" type="checkbox"/>		<input checked="" type="checkbox"/>
04	Maddison Bakes	24.44	12.10	12.34	4:11	4:24	<input checked="" type="checkbox"/>		<input type="checkbox"/>
05	Brenda Giles	24.47	1.25	23.22	7:47		<input type="checkbox"/>		<input type="checkbox"/>
06	Montana McKenzie	24.49	12.35	12.14	4:05		<input type="checkbox"/>		<input type="checkbox"/>
07	Isabella Davie	24.54	13.35	11.19	3:46	3:49	<input checked="" type="checkbox"/>		<input checked="" type="checkbox"/>
08	Brodie Leslie	25.03	7.35	17.28	5:49		<input type="checkbox"/>		<input type="checkbox"/>
09	Makayla Holmes	25.05	11.10	13.55	4:38		<input type="checkbox"/>		<input type="checkbox"/>
10	Stella Gracey	25.10	12.50	12.20	4:07		<input type="checkbox"/>		<input type="checkbox"/>
11	Melanie Goninon	25.28	9.25	16.03	5:21		<input type="checkbox"/>	Second Run	<input type="checkbox"/>
12	Emily Macinnes	25.29	13.20	12.09	4:03		<input type="checkbox"/>		<input type="checkbox"/>
13	Jessica McCallumSmith	25.35	13.05	12.30	4:10		<input type="checkbox"/>		<input type="checkbox"/>
14	Eden Seckold-Bamford	25.44	13.20	12.24	4:08		<input type="checkbox"/>		<input type="checkbox"/>
15	Bonnie Talbot	25.47	13.15	12.32	4:11	4:20	<input checked="" type="checkbox"/>		<input type="checkbox"/>
16	Quinton Death	25.51	13.15	12.36	4:12	4:29	<input checked="" type="checkbox"/>		<input type="checkbox"/>
17	Ben Adams	26.08	13.35	12.33	4:11	4:28	<input checked="" type="checkbox"/>		<input type="checkbox"/>
18	Jackson Wood	26.12	13.35	12.37	4:12	4:43	<input checked="" type="checkbox"/>		<input type="checkbox"/>
19	Mimi Brown	26.13	12.45	13.28	4:29		<input type="checkbox"/>		<input type="checkbox"/>
20	Lillian Giles	26.47	10.40	16.07	5:22		<input type="checkbox"/>		<input type="checkbox"/>
21	Marcus Butler	26.52	14.10	12.42	4:14		<input type="checkbox"/>		<input type="checkbox"/>
22	Sophie Roberts	27.25	13.50	13.35	4:32		<input type="checkbox"/>		<input type="checkbox"/>
23	Bianca Anderson	27.41	14.35	13.06	4:22		<input type="checkbox"/>		<input type="checkbox"/>
24	Abbie Butler	27.51	15.10	12.41	4:14		<input type="checkbox"/>		<input type="checkbox"/>
25	Alyson Wood	45.47	12.25	33.22	11:07	4:18	<input type="checkbox"/>		<input type="checkbox"/>
26	Kye Bottle	46.14	12.50	33.24	11:08		<input type="checkbox"/>		<input type="checkbox"/>
27	Erin Giles	46.43	13.20	33.23	11:08	4:20	<input type="checkbox"/>		<input type="checkbox"/>
98	Luke McKenzie	99.00					<input type="checkbox"/>		<input type="checkbox"/>
98	Chloe White	99.00					<input type="checkbox"/>		<input type="checkbox"/>
98	Bridie Findlay	99.00					<input type="checkbox"/>		<input type="checkbox"/>

Note: Placings are adjusted to New Runner rules - See Booklet for details




# Tailrace #2

Saturday, 16 June 2018

Division 3 Distance 1.5 KM Race type Sealed Handicap

Place	Competitor:	Gun Tim	Handicap	Actual time	Time / KM:	Last Years	PB	New runner?	Fastest
01	Flynn Preece	19.10	11.15	7.55	5:17		<input type="checkbox"/>		<input type="checkbox"/>
02	Abbey Berlese	19.44	14.10	5.34	3:43	4:01	<input type="checkbox"/>		<input checked="" type="checkbox"/>
03	Annabelle Cook	19.52	13.35	6.17	4:11		<input type="checkbox"/>		<input type="checkbox"/>
04	Lily Smith	19.53	12.45	7.08	4:45		<input type="checkbox"/>		<input type="checkbox"/>
05	Bridie Findlay	19.55	13.55	6.00	4:00	4:15	<input checked="" type="checkbox"/>		<input type="checkbox"/>
05	Makayla Holmes	19.55	13.40	6.15	4:10	4:36	<input checked="" type="checkbox"/>		<input type="checkbox"/>
06	Alexis Harmey	19.57	12.50	7.07	4:45		<input type="checkbox"/>		<input type="checkbox"/>
06	Lachlan Findlay	19.57	13.20	6.37	4:25		<input type="checkbox"/>		<input type="checkbox"/>
07	Ruby Williams	20.00	13.20	6.40	4:27		<input type="checkbox"/>		<input type="checkbox"/>
07	Savannah McKenzie	20.00	13.05	6.55	4:37	5:06	<input checked="" type="checkbox"/>		<input type="checkbox"/>
07	Lindsay McKay	20.00	12.15	7.45	5:10	5:15	<input checked="" type="checkbox"/>		<input type="checkbox"/>
08	Thomas Death	20.03	14.05	5.58	3:59	4:21	<input checked="" type="checkbox"/>		<input type="checkbox"/>
09	Riley Howard	20.05	14.40	5.25	3:37		<input type="checkbox"/>		<input checked="" type="checkbox"/>
10	Sophie Holmes	20.07	12.45	7.22	4:55	5:29	<input checked="" type="checkbox"/>		<input type="checkbox"/>
11	Chloe White	20.13	14.15	5.58	3:59		<input type="checkbox"/>		<input type="checkbox"/>
12	Georgia Harmey	20.15	13.40	6.35	4:23		<input type="checkbox"/>		<input type="checkbox"/>
13	Luke McKenzie	20.16	14.10	6.06	4:04	4:25	<input checked="" type="checkbox"/>		<input type="checkbox"/>
14	Henry Jones	20.17	14.35	5.42	3:48		<input type="checkbox"/>		<input type="checkbox"/>
15	Lachlan Preece	20.18	14.15	6.03	4:02		<input type="checkbox"/>		<input type="checkbox"/>
16	Oliver Mannion	20.19	13.20	6.59	4:39		<input type="checkbox"/>		<input type="checkbox"/>
17	Eliza Davie	20.21	12.55	7.26	4:57		<input type="checkbox"/>		<input type="checkbox"/>
18	Dakota Bakes	20.22	12.00	8.22	5:35		<input type="checkbox"/>		<input type="checkbox"/>
18	Hamish Cook	20.22	14.30	5.52	3:55		<input type="checkbox"/>		<input type="checkbox"/>
19	Maeve Murfett	20.23	10.10	10.13	6:49		<input type="checkbox"/>		<input type="checkbox"/>
20	Ella Mannion	20.24	13.50	6.34	4:23		<input type="checkbox"/>		<input type="checkbox"/>
21	Mac Siemens	20.28	10.00	10.28	6:59		<input type="checkbox"/>	First Run	<input type="checkbox"/>
22	Lincon Talbot	20.29	13.30	6.59	4:39		<input type="checkbox"/>		<input type="checkbox"/>
23	Ben Giasli	20.30	14.00	6.30	4:20		<input type="checkbox"/>	First Run	<input type="checkbox"/>
23	Thomas Davie	20.30	13.35	6.55	4:37		<input type="checkbox"/>		<input type="checkbox"/>
24	Matthew Siemens	20.31	10.45	9.46	6:31		<input type="checkbox"/>	First Run	<input type="checkbox"/>
25	Charlie Slater	20.33	11.10	9.23	6:15		<input type="checkbox"/>	Second Run	<input type="checkbox"/>
26	Xavier Davie	20.37	15.10	5.27	3:38		<input type="checkbox"/>		<input type="checkbox"/>
27	Amelia Holmes	20.43	13.20	7.23	4:55	5:21	<input type="checkbox"/>		<input type="checkbox"/>
28	Sophie Rayner	20.44	11.15	9.29	6:19		<input type="checkbox"/>		<input type="checkbox"/>
29	Lucy Smith	20.48	13.55	6.53	4:35	4:23	<input type="checkbox"/>		<input type="checkbox"/>
30	Zac Milich	20.57	13.35	7.22	4:55		<input type="checkbox"/>		<input type="checkbox"/>
31	Chloe Bakes	21.00	14.00	7.00	4:40		<input type="checkbox"/>		<input type="checkbox"/>
32	Hunter Fitzallen	21.12	10.50	10.22	6:55	6:39	<input type="checkbox"/>		<input type="checkbox"/>
33	Mackenzie Buck	21.28	13.05	8.23	5:35		<input type="checkbox"/>		<input type="checkbox"/>
34	Adrian Tew	21.30	12.35	8.55	5:57	4:57	<input type="checkbox"/>		<input type="checkbox"/>

Note: Placings are adjusted to New Runner rules - See Booklet for details



## Diddleum

Saturday, 23 June 2018

Division **1** Distance **6** KM Race type **Handicap**

Place	Competitor:	Gun Tim	Handicap	Actual time	Time / KM:	Last Years	PB	New runner?	Fastest
01	Tristam Fitzallen	43.21	8.10	35.11	5:52		<input type="checkbox"/>		<input type="checkbox"/>
02	Darren Sullivan	43.22	14.20	29.02	4:50	5:58	<input checked="" type="checkbox"/>		<input type="checkbox"/>
03	Jonathon Death	43.24	10.55	32.29	5:25	5:01	<input type="checkbox"/>		<input type="checkbox"/>
04	Allison Maloney	43.56	10.45	33.11	5:32	5:20	<input type="checkbox"/>		<input type="checkbox"/>
05	Montana McKenzie	44.06	13.20	30.46	5:08	5:02	<input type="checkbox"/>		<input checked="" type="checkbox"/>
06	Jennifer Tait	44.27	12.40	31.47	5:18	4:51	<input type="checkbox"/>		<input type="checkbox"/>
07	Natasha Adams	44.40	12.00	32.40	5:27	6:24	<input checked="" type="checkbox"/>		<input type="checkbox"/>
08	Craig Barron	45.39	8.30	37.09	6:12	5:34	<input type="checkbox"/>		<input type="checkbox"/>
09	Sandy Wood	45.58	19.50	26.08	4:21		<input type="checkbox"/>		<input checked="" type="checkbox"/>
10	Stuart Roberts	46.39	12.30	34.09	5:41	6:53	<input checked="" type="checkbox"/>		<input type="checkbox"/>
11	David Nicholls	49.22	4.15	45.07	7:31		<input type="checkbox"/>		<input type="checkbox"/>
12	Tony Walsh	50.52	2.55	47.57	8:00	7:40	<input type="checkbox"/>		<input type="checkbox"/>

Division **2** Distance **4** KM Race type **Handicap**

Place	Competitor:	Gun Tim	Handicap	Actual time	Time / KM:	Last Years	PB	New runner?	Fastest
01	Demi Petterwood	26.05	6.20	19.45	4:56	5:18	<input checked="" type="checkbox"/>		<input type="checkbox"/>
02	Blaise Fitzallen	26.09	6.40	19.29	4:52		<input type="checkbox"/>		<input type="checkbox"/>
03	Maddison Bakes	26.22	7.45	18.37	4:39	4:53	<input checked="" type="checkbox"/>		<input checked="" type="checkbox"/>
04	Makayla Holmes	26.29	6.25	20.04	5:01		<input type="checkbox"/>		<input type="checkbox"/>
05	Ben Adams	27.26	9.40	17.46	4:27	4:49	<input checked="" type="checkbox"/>		<input checked="" type="checkbox"/>
06	Luke McKenzie	27.38	9.10	18.28	4:37		<input type="checkbox"/>		<input type="checkbox"/>
07	Rhodena Murfet	27.59	4.50	23.09	5:47		<input type="checkbox"/>		<input type="checkbox"/>
08	Quinton Death	28.08	9.25	18.43	4:41	4:54	<input checked="" type="checkbox"/>		<input type="checkbox"/>
09	Jackson Wood	29.04	9.35	19.29	4:52	5:04	<input checked="" type="checkbox"/>		<input type="checkbox"/>
10	Sophie Roberts	31.48	10.00	21.48	5:27	5:37	<input checked="" type="checkbox"/>		<input type="checkbox"/>



# Diddleum

Saturday, 23 June 2018

Division

Distance  KM

Race type

Place	Competitor:	Gun Tim	Handicap	Actual time	Time / KM:	Last Years	PB	New runner?	Fastest
01	Annabelle Cook	15.22	6.20	9.02	4:31		<input type="checkbox"/>		<input checked="" type="checkbox"/>
02	Savannah McKenzie	15.42	5.45	9.57	4:59	5:12	<input checked="" type="checkbox"/>		<input type="checkbox"/>
03	Thomas Death	15.43	7.05	8.38	4:19	4:33	<input checked="" type="checkbox"/>		<input checked="" type="checkbox"/>
04	Macie Petterwood	16.04	5.30	10.34	5:17	4:59	<input type="checkbox"/>		<input type="checkbox"/>
05	Zac Milich	16.15	6.20	9.55	4:57		<input type="checkbox"/>		<input type="checkbox"/>
06	Sophie Holmes	16.20	5.15	11.05	5:32	5:36	<input checked="" type="checkbox"/>		<input type="checkbox"/>
07	Chloe White	16.44	7.15	9.29	4:45		<input type="checkbox"/>		<input type="checkbox"/>
08	Amelia Holmes	17.00	6.05	10.55	5:28	5:58	<input checked="" type="checkbox"/>		<input type="checkbox"/>
09	Hunter Fitzallen	17.37	2.40	14.57	7:28	8:24	<input checked="" type="checkbox"/>		<input type="checkbox"/>
10	Chloe Bakes	17.41	6.55	10.46	5:23		<input type="checkbox"/>		<input type="checkbox"/>
11	Ben Giasli	16.24	6.55	9.29	4:44		<input type="checkbox"/>	Second Run	<input type="checkbox"/>
12	Dale Kean	18.04	0.40	17.24	8:42		<input type="checkbox"/>		<input type="checkbox"/>
13	Dakota Bakes	18.51	4.10	14.41	7:21		<input type="checkbox"/>		<input type="checkbox"/>
14	Gerard Little	19.42	0.00	19.42	9:51		<input type="checkbox"/>	First Run	<input type="checkbox"/>

Note: Placings are adjusted to New Runner rules - See Booklet for details



# Symmons Plains Raceway

Saturday, 30 June 2018

Division **1** Distance **6** KM Race type **Handicap**

Place	Competitor:	Gun Tim	Handicap	Actual time	Time / KM:	Last Years	PB	New runner?	Fastest
01	Darren Sullivan	42.42	14.20	28.22	4:44		<input type="checkbox"/>		<input type="checkbox"/>
02	Jennifer Tait	42.47	12.40	30.07	5:01		<input type="checkbox"/>		<input type="checkbox"/>
03	Montana McKenzie	43.08	13.20	29.48	4:58		<input type="checkbox"/>		<input checked="" type="checkbox"/>
04	Seona Findlay	43.54	7.40	36.14	6:02		<input type="checkbox"/>		<input type="checkbox"/>
05	Natasha Adams	43.57	12.00	31.57	5:20		<input type="checkbox"/>		<input type="checkbox"/>
06	Stuart Roberts	44.15	12.30	31.45	5:18		<input type="checkbox"/>		<input type="checkbox"/>
07	Tony Brazendale	44.30	19.35	24.55	4:09		<input type="checkbox"/>		<input checked="" type="checkbox"/>
08	Ben Bottle	45.07	14.45	30.22	5:04		<input type="checkbox"/>		<input type="checkbox"/>
09	Tony Walsh	45.38	2.55	42.43	7:07		<input type="checkbox"/>		<input type="checkbox"/>
10	Tristram Fitzallen	45.58	10.15	35.43	5:57		<input type="checkbox"/>		<input type="checkbox"/>
11	Paul Hefford	47.22	3.50	43.32	7:15		<input type="checkbox"/>		<input type="checkbox"/>

Division **2** Distance **4** KM Race type **Handicap**

Place	Competitor:	Gun Tim	Handicap	Actual time	Time / KM:	Last Years	PB	New runner?	Fastest
01	Blaise Fitzallen	26.07	6.40	19.27	4:52		<input type="checkbox"/>		<input type="checkbox"/>
02	Makayla Holmes	26.40	6.25	20.15	5:04		<input type="checkbox"/>		<input type="checkbox"/>
03	Bridie Findlay	26.47	7.40	19.07	4:47		<input type="checkbox"/>		<input checked="" type="checkbox"/>
04	Macie Petterwood	27.29	4.50	22.39	5:40		<input type="checkbox"/>		<input type="checkbox"/>
05	Luke McKenzie	27.32	9.10	18.22	4:36		<input type="checkbox"/>		<input type="checkbox"/>
06	Benjamin Findlay	27.33	9.15	18.18	4:35		<input type="checkbox"/>		<input type="checkbox"/>
07	Hamish Cook	27.48	10.10	17.38	4:25		<input type="checkbox"/>		<input checked="" type="checkbox"/>
08	Rhodena Murfet	28.04	4.50	23.14	5:49		<input type="checkbox"/>		<input type="checkbox"/>
09	Ben Adams	28.21	9.40	18.41	4:40		<input type="checkbox"/>		<input type="checkbox"/>
10	Demi Petterwood	28.30	7.40	20.50	5:13		<input type="checkbox"/>		<input type="checkbox"/>
11	Quinton Death	28.54	9.25	19.29	4:52		<input type="checkbox"/>		<input type="checkbox"/>
12	Sandy Wood	29.06	8.05	21.01	5:15		<input type="checkbox"/>		<input type="checkbox"/>
13	Alyson Wood	29.15	8.05	21.10	5:18		<input type="checkbox"/>		<input type="checkbox"/>
14	Erin Giles	29.16	9.20	19.56	4:59		<input type="checkbox"/>		<input type="checkbox"/>
15	Maddison Bakes	29.16	7.45	21.31	5:23		<input type="checkbox"/>		<input type="checkbox"/>
16	Jackson Wood	29.16	9.35	19.41	4:55		<input type="checkbox"/>		<input type="checkbox"/>
17	Emily Macinnes	29.27	9.20	20.07	5:02		<input type="checkbox"/>		<input type="checkbox"/>
18	Sophie Roberts	33.13	10.00	23.13	5:48		<input type="checkbox"/>		<input type="checkbox"/>

Note: Placings are adjusted to New Runner rules - See Booklet for details



# Symmons Plains Raceway

Saturday, 30 June 2018

Division

Distance  KM

Race type

Place	Competitor:	Gun Tim	Handicap	Actual time	Time / KM:	Last Years	PB	New runner?	Fastest
01	Lachlan Findlay	20.21	11.00	9.21	4:41		<input type="checkbox"/>		<input type="checkbox"/>
02	Abbey Berlese	20.26	12.05	8.21	4:11		<input type="checkbox"/>		<input type="checkbox"/>
03	Damien Berlese	20.58	9.15	11.43	5:51		<input type="checkbox"/>		<input type="checkbox"/>
04	Ruby Williams	21.01	11.00	10.01	5:01		<input type="checkbox"/>		<input type="checkbox"/>
05	Annabelle Cook	21.02	12.00	9.02	4:31		<input type="checkbox"/>		<input type="checkbox"/>
06	Thomas Death	21.05	12.05	9.00	4:30		<input type="checkbox"/>		<input type="checkbox"/>
07	Dakota Bakes	21.11	9.10	12.01	6:00		<input type="checkbox"/>		<input type="checkbox"/>
08	Dale Kean	21.16	5.40	15.36	7:48		<input type="checkbox"/>		<input type="checkbox"/>
09	Sophie Holmes	21.19	10.15	11.04	5:32		<input type="checkbox"/>		<input type="checkbox"/>
10	Ben Berlese	21.32	12.20	9.12	4:36		<input type="checkbox"/>		<input type="checkbox"/>
11	Gerard Little	20.22	0.05	20.17	10:09		<input type="checkbox"/>	Second Run	<input type="checkbox"/>
12	Ben Giasli	21.08	11.55	9.13	4:36		<input type="checkbox"/>	Third Run	<input type="checkbox"/>
13	Mitchell Butler	21.42	13.30	8.12	4:06		<input type="checkbox"/>		<input checked="" type="checkbox"/>
14	Abbie Butler	21.44	13.35	8.09	4:05		<input type="checkbox"/>		<input checked="" type="checkbox"/>
15	Lillian Giles	21.50	11.40	10.10	5:05		<input type="checkbox"/>		<input type="checkbox"/>
16	Savannah McKenzie	22.02	10.45	11.17	5:39		<input type="checkbox"/>		<input type="checkbox"/>
17	Amelia Holmes	22.02	11.05	10.57	5:28		<input type="checkbox"/>		<input type="checkbox"/>
18	Chloe Bakes	22.08	11.55	10.13	5:06		<input type="checkbox"/>		<input type="checkbox"/>
19	Hunter Fitzallen	23.07	7.40	15.27	7:43		<input type="checkbox"/>		<input type="checkbox"/>
20	Denis Giasli	23.36	12.30	11.06	5:33		<input type="checkbox"/>	First Run	<input type="checkbox"/>
21	Adrian Tew	23.53	10.00	13.53	6:57		<input type="checkbox"/>		<input type="checkbox"/>
22	Brenda Giles	24.04	5.10	18.54	9:27		<input type="checkbox"/>		<input type="checkbox"/>

Note: Placings are adjusted to New Runner rules - See Booklet for details





# Royal Park

Saturday, 7 July 2018

Division 1 Distance 5 KM Race type Handicap

Place	Competitor:	Gun Tim	Handicap	Actual time	Time / KM:	Last Years	PB	New runner?	Fastest
01	Allison Maloney	41.19	16.05	25.14	5:03	5:26	<input checked="" type="checkbox"/>		<input type="checkbox"/>
02	Robert Gracey	41.43	19.40	22.03	4:25	4:25	<input checked="" type="checkbox"/>		<input type="checkbox"/>
03	Montana McKenzie	41.51	18.10	23.41	4:44	4:29	<input type="checkbox"/>		<input type="checkbox"/>
04	Craig Barron	42.05	14.15	27.50	5:34	5:40	<input checked="" type="checkbox"/>		<input type="checkbox"/>
05	Natasha Adams	42.41	17.05	25.36	5:07	5:15	<input checked="" type="checkbox"/>		<input type="checkbox"/>
06	Steve Elton	43.02	6.00	37.02	7:24		<input type="checkbox"/>		<input type="checkbox"/>
07	Tony Brazendale	43.08	23.20	19.48	3:58		<input type="checkbox"/>		<input type="checkbox"/>
08	Jennifer Tait	43.13	17.40	25.33	5:07	4:52	<input type="checkbox"/>		<input type="checkbox"/>
09	Tristram Fitzallen	43.25	15.40	27.45	5:33		<input type="checkbox"/>		<input type="checkbox"/>
10	Darren Sullivan	43.28	20.40	22.48	4:34	4:27	<input type="checkbox"/>		<input type="checkbox"/>
11	Phillip Badcock	41.17	13.40	27.37	5:31		<input type="checkbox"/>	Second Run	<input type="checkbox"/>
12	Alexander Seen	42.24	20.50	21.34	4:19		<input type="checkbox"/>	Second Run	<input type="checkbox"/>
13	Andrew Seen	43.00	20.50	22.10	4:26		<input type="checkbox"/>	Third Run	<input type="checkbox"/>
14	Matthew Zegveld	43.15	25.00	18.15	3:39		<input type="checkbox"/>	First Run	<input checked="" type="checkbox"/>
15	Abbie Butler	43.25	22.40	20.45	4:09		<input type="checkbox"/>	First Run	<input checked="" type="checkbox"/>
16	Angela Smith	43.50	18.10	25.40	5:08	5:08	<input type="checkbox"/>		<input type="checkbox"/>
17	Tony Walsh	43.53	9.40	34.13	6:51	6:52	<input checked="" type="checkbox"/>		<input type="checkbox"/>
18	Marcus Butler	44.13	22.40	21.33	4:19		<input type="checkbox"/>	Second Run	<input type="checkbox"/>
19	Maddison Bakes	44.52	20.25	24.27	4:53		<input type="checkbox"/>	First Run	<input type="checkbox"/>
20	Paul Hefford	45.08	10.25	34.43	6:57	6:25	<input type="checkbox"/>		<input type="checkbox"/>
21	Emily Macinnes	45.15	20.40	24.35	4:55		<input type="checkbox"/>		<input type="checkbox"/>
22	Sandy Wood	45.29	23.30	21.59	4:24		<input type="checkbox"/>		<input type="checkbox"/>
23	Brodie Leslie	47.20	7.40	39.40	7:56	7:34	<input type="checkbox"/>		<input type="checkbox"/>
24	Lorna Wilson	48.34	19.10	29.24	5:53	7:16	<input checked="" type="checkbox"/>		<input type="checkbox"/>
25	Jacquie Spencer	51.09	0.00	51.09	10:14	8:36	<input type="checkbox"/>		<input type="checkbox"/>



# Royal Park

Saturday, 7 July 2018

Division

2


Distance

3

KM
Race type

Handicap

Place	Competitor:	Gun Tim	Handicap	Actual time	Time / KM:	Last Years	PB	New runner?	Fastest
01	Ruby Williams	15.25	0.25	15.00	5:00		<input type="checkbox"/>		<input type="checkbox"/>
02	Benjamin Findlay	15.37	3.20	12.17	4:06	3:58	<input type="checkbox"/>		<input checked="" type="checkbox"/>
03	Makayla Holmes	15.57	1.10	14.47	4:56		<input type="checkbox"/>		<input type="checkbox"/>
04	Lucy Smith	16.22	2.50	13.32	4:31		<input type="checkbox"/>		<input type="checkbox"/>
05	Jessica McCallumSmith	16.24	3.05	13.19	4:26		<input type="checkbox"/>		<input checked="" type="checkbox"/>
06	Blaise Fitzallen	16.29	2.20	14.09	4:43		<input type="checkbox"/>		<input type="checkbox"/>
07	Macie Petterwood	16.34	0.00	16.34	5:31		<input type="checkbox"/>		<input type="checkbox"/>
08	Bonnie Talbot	16.38	3.15	13.23	4:28		<input type="checkbox"/>		<input type="checkbox"/>
09	Ben Adams	16.46	3.35	13.11	4:24	4:37	<input checked="" type="checkbox"/>		<input type="checkbox"/>
10	Demi Petterwood	16.48	2.10	14.38	4:53		<input type="checkbox"/>		<input type="checkbox"/>
11	Hamish Cook	16.56	4.00	12.56	4:19		<input type="checkbox"/>		<input type="checkbox"/>
12	Quinton Death	17.02	3.25	13.37	4:32	4:26	<input type="checkbox"/>		<input type="checkbox"/>
13	Stella Gracey	17.17	2.50	14.27	4:49	4:22	<input type="checkbox"/>		<input type="checkbox"/>
14	Luke McKenzie	17.58	3.15	14.43	4:54		<input type="checkbox"/>		<input type="checkbox"/>



**Newstead Athletics**  
Inc.



# Royal Park

Saturday, 7 July 2018

Division

3

Distance

1.5

KM

Race type

Handicap

Place	Competitor:	Gun Tim	Handicap	Actual time	Time / KM:	Last Years	PB	New runner?	Fastest
o	Pippa Harmey	9.30					<input type="checkbox"/>	Short Distance	<input type="checkbox"/>
01	Lindsay McKay	15.10	7.15	7.55	5:17	5:31	<input checked="" type="checkbox"/>		<input type="checkbox"/>
02	Alexis Harmey	15.26	7.50	7.36	5:04		<input type="checkbox"/>		<input type="checkbox"/>
03	Sophie Holmes	15.27	7.45	7.42	5:08	5:57	<input checked="" type="checkbox"/>		<input type="checkbox"/>
04	Dakota Bakes	15.27	7.00	8.27	5:38		<input type="checkbox"/>		<input type="checkbox"/>
05	Thomas Death	15.36	9.05	6.31	4:21	4:16	<input type="checkbox"/>		<input type="checkbox"/>
06	Savannah McKenzie	15.37	8.05	7.32	5:01	5:12	<input checked="" type="checkbox"/>		<input type="checkbox"/>
07	Ben Giasli	15.41	9.00	6.41	4:27		<input type="checkbox"/>		<input type="checkbox"/>
08	Dale Kean	15.42	4.20	11.22	7:35	7:17	<input type="checkbox"/>		<input type="checkbox"/>
09	Oliver Mannion	15.42	8.20	7.22	4:55		<input type="checkbox"/>		<input type="checkbox"/>
10	Annabelle Cook	15.48	9.05	6.43	4:29	4:40	<input checked="" type="checkbox"/>		<input type="checkbox"/>
11	Denis Giasli	14.57	7.10	7.47	5:11		<input type="checkbox"/>	Second Run	<input type="checkbox"/>
12	Daniel Wojcik	15.35	8.30	7.05	4:43		<input type="checkbox"/>	First Run	<input type="checkbox"/>
13	Alex Wojcik	15.40	8.00	7.40	5:07		<input type="checkbox"/>	First Run	<input type="checkbox"/>
15	Lily Smith	15.50	7.45	8.05	5:23		<input type="checkbox"/>		<input type="checkbox"/>
16	Lachlan Findlay	15.50	8.50	7.00	4:40		<input type="checkbox"/>		<input type="checkbox"/>
17	Riley Howard	15.52	9.40	6.12	4:08		<input type="checkbox"/>		<input checked="" type="checkbox"/>
18	Agnes Kostecka	15.54	7.05	8.49	5:53		<input type="checkbox"/>		<input type="checkbox"/>
19	Bianca Anderson	16.05	9.45	6.20	4:13	4:16	<input checked="" type="checkbox"/>		<input checked="" type="checkbox"/>
20	Ella Mannion	16.10	8.50	7.20	4:53		<input type="checkbox"/>		<input type="checkbox"/>
21	Lincon Talbot	16.12	8.30	7.42	5:08		<input type="checkbox"/>		<input type="checkbox"/>
22	Lachlan French	16.20	9.00	7.20	4:53		<input type="checkbox"/>		<input type="checkbox"/>
23	Amelia Holmes	16.21	8.20	8.01	5:21	5:23	<input checked="" type="checkbox"/>		<input type="checkbox"/>
24	Hunter Fitzallen	16.23	5.50	10.33	7:02	6:47	<input type="checkbox"/>		<input type="checkbox"/>
25	Maeve Murfett	16.50	5.15	11.35	7:43		<input type="checkbox"/>		<input type="checkbox"/>
26	Chloe Bakes	17.12	9.00	8.12	5:28		<input type="checkbox"/>		<input type="checkbox"/>
27	Gerard Little	21.38	8.00	13.38	9:05		<input type="checkbox"/>	Third Run	<input type="checkbox"/>

Note: Placings are adjusted to New Runner rules - See Booklet for details



# Mt Barrow

Sunday, 8 July 2018

Division **1** Distance **14** KM Race type **Handicap**

Place	Competitor:	Gun Tim	Handicap	Actual time	Time / KM:	Last Years	PB	New runner?	Fastest
01	Shaun Smith	105.50	17.48	88.02	6:17		<input type="checkbox"/>		<input type="checkbox"/>
02	Ben Wells	105.57	20.29	85.28	6:06		<input type="checkbox"/>	First Run	<input type="checkbox"/>
03	Matthew Zegveld	111.31	30.13	81.18	5:48		<input type="checkbox"/>	Second run	<input checked="" type="checkbox"/>
04	Carolyn Farrah	114.18	8.44	105.34	7:32		<input type="checkbox"/>	First Run	<input checked="" type="checkbox"/>
05	Jonathon Death	115.30	0.00	115.30	8:15	8:07	<input type="checkbox"/>		<input type="checkbox"/>
06	Tony Brazendale	116.37	22.10	94.27	6:45	6:04	<input type="checkbox"/>		<input type="checkbox"/>
07	Nick Allen	117.53	20.29	97.24	6:57		<input type="checkbox"/>	First run	<input type="checkbox"/>
08	Richard Pickup	121.32	6.00	115.32	8:15		<input type="checkbox"/>	First Run	<input type="checkbox"/>
09	Chris Massey	121.57	7.00	114.57	8:13		<input type="checkbox"/>	First run	<input type="checkbox"/>
10	Lorna Wilson	144.22	1.00	143.22	10:14		<input type="checkbox"/>		<input type="checkbox"/>

Division **1** Distance **10** KM Race type **Handicap**

Place	Competitor:	Gun Tim	Handicap	Actual time	Time / KM:	Last Years	PB	New runner?	Fastest
01	Tristam Fitzallen	95.45	23.57	71.48	7:11		<input type="checkbox"/>		<input type="checkbox"/>
02	Allison Maloney	102.59	29.22	73.37	7:22	7:06	<input type="checkbox"/>		<input type="checkbox"/>
03	Craig Barron	104.45	23.57	80.48	8:05	7:55	<input type="checkbox"/>		<input checked="" type="checkbox"/>
04	Montana McKenzie	106.19	35.31	70.48	7:05		<input type="checkbox"/>		<input checked="" type="checkbox"/>
05	Brodie Leslie	119.17	0.00	119.17	11:56	11:22	<input type="checkbox"/>		<input type="checkbox"/>
06	Jacqueie Spencer	152.39	0.00	152.39	15:16		<input type="checkbox"/>		<input type="checkbox"/>

Note: Placings are adjusted to New Runner rules - See Booklet for details



# Deloraine

Saturday, 14 July 2018

Division **1** Distance **10** KM Race type **Handicap**

Place	Competitor:	Gun Tim	Handicap	Actual time	Time / KM:	Last Years	PB	New runner?	Fastest
01	Paul Hefford	69.00	2.00	67.00	6:42	6:38	<input type="checkbox"/>	Out by 3.00	<input type="checkbox"/>
02	Tony Brazendale	71.57	32.30	39.27	3:57	3:57	<input type="checkbox"/>	Out by 0.31	<input type="checkbox"/>
03	Ben Bottle	72.10	23.00	49.10	4:55	5:53	<input type="checkbox"/>	Out by 0.40	<input type="checkbox"/>
04	Natasha Adams	72.16	21.00	51.16	5:08	5:07	<input type="checkbox"/>	Out by 0.16	<input type="checkbox"/>
05	Tristram Fitzallen	72.30	18.30	54.00	5:24		<input type="checkbox"/>	Out by 0.30	<input type="checkbox"/>
06	Angela Smith	72.37	23.00	49.37	4:58	4:57	<input type="checkbox"/>	Out by 0.37	<input type="checkbox"/>
07	Craig Barron	72.41	18.30	54.11	5:25	5:19	<input type="checkbox"/>	Out by 1.19	<input type="checkbox"/>
08	Lucy Jones	72.48	27.00	45.48	4:35		<input type="checkbox"/>	Out by 0.48	<input checked="" type="checkbox"/>
09	Leigh Dornauf	73.10	25.15	47.55	4:47		<input type="checkbox"/>	Out by 1.20	<input type="checkbox"/>
10	Montana McKenzie	73.15	24.00	49.15	4:56	5:12	<input type="checkbox"/>	Out by 1.15	<input type="checkbox"/>
11	Tony Walsh	68.56	0.00	68.56	6:53		<input type="checkbox"/>	Out by 3.04	<input type="checkbox"/>
12	Matthew Zegveld	70.05	32.00	38.05	3:48		<input type="checkbox"/>	Out by 1.20	<input checked="" type="checkbox"/>
13	Allison Maloney	73.26	21.30	51.56	5:12	5:00	<input type="checkbox"/>	Out by 1.24	<input type="checkbox"/>
14	Darren Sullivan	73.52	28.00	45.52	4:35	4:26	<input type="checkbox"/>	Out by 1.52	<input type="checkbox"/>
15	Matt Jones	74.29	27.00	47.29	4:45		<input type="checkbox"/>	Out by 2.29	<input type="checkbox"/>
16	Jennifer Tait	76.12	24.30	51.42	5:10	4:51	<input type="checkbox"/>	Out by 4.12	<input type="checkbox"/>
17	David Nicholls	76.54	2.00	74.54	7:29	7:21	<input type="checkbox"/>	Out by 4.54	<input type="checkbox"/>
98	Kye Bottle	99.00				5:42	<input type="checkbox"/>	Did not Finish	<input type="checkbox"/>

Note: Placings are adjusted to New Runner rules - See Booklet for details



# Deloraine

Saturday, 14 July 2018

Division 2 Distance 3 KM Race type Handicap

Place	Competitor:	Gun Tim	Handicap	Actual time	Time / KM:	Last Years	PB	New runner?	Fastest
01	Makayla Holmes	24.37	11.10	13.27	4:29		<input type="checkbox"/>		<input type="checkbox"/>
02	Sam Talbot	25.01	14.40	10.21	3:27		<input type="checkbox"/>		<input checked="" type="checkbox"/>
03	Macie Petterwood	25.19	10.00	15.19	5:06		<input type="checkbox"/>		<input type="checkbox"/>
04	Maddison Bakes	25.32	12.10	13.22	4:27	4:29	<input checked="" type="checkbox"/>		<input type="checkbox"/>
05	Rhodena Murfet	25.41	10.00	15.41	5:14		<input type="checkbox"/>		<input type="checkbox"/>
06	Erin Giles	25.41	13.20	12.21	4:07	4:07	<input type="checkbox"/>		<input type="checkbox"/>
07	Will Bottle	25.45	13.25	12.20	4:07	4:12	<input checked="" type="checkbox"/>		<input type="checkbox"/>
08	Alyson Wood	25.49	12.25	13.24	4:28	4:18	<input type="checkbox"/>		<input type="checkbox"/>
09	Millie Smith	25.58	13.10	12.48	4:16	4:01	<input type="checkbox"/>		<input type="checkbox"/>
10	Denis Giasli	25.59	9.30	16.29	5:30		<input type="checkbox"/>	First Run	<input type="checkbox"/>
11	Ruby Williams	26.06	11.25	14.41	4:54		<input type="checkbox"/>		<input type="checkbox"/>
12	Riley Howard	26.06	13.55	12.11	4:04		<input type="checkbox"/>	Second Run	<input type="checkbox"/>
13	Ben Giasli	26.06	12.25	13.41	4:34		<input type="checkbox"/>	First Run	<input type="checkbox"/>
14	Blaise Fitzallen	26.18	12.20	13.58	4:39		<input type="checkbox"/>		<input type="checkbox"/>
15	Abbie Butler	26.21	15.10	11.11	3:44		<input type="checkbox"/>		<input checked="" type="checkbox"/>
16	Ben Adams	26.24	13.35	12.49	4:16	4:55	<input checked="" type="checkbox"/>		<input type="checkbox"/>
17	Bonnie Talbot	26.24	13.15	13.09	4:23		<input type="checkbox"/>		<input type="checkbox"/>
18	Hamish Cook	26.38	14.00	12.38	4:13		<input type="checkbox"/>		<input type="checkbox"/>
19	Luke McKenzie	26.46	13.15	13.31	4:30		<input type="checkbox"/>		<input type="checkbox"/>
20	Demi Petterwood	26.55	12.10	14.45	4:55	4:43	<input type="checkbox"/>		<input type="checkbox"/>
21	Quinton Death	27.01	13.25	13.36	4:32	4:30	<input type="checkbox"/>		<input type="checkbox"/>
22	Brenda Giles	27.06	2.40	24.26	8:09		<input type="checkbox"/>		<input type="checkbox"/>
23	Eden Seckold-Bamford	27.25	13.20	14.05	4:42		<input type="checkbox"/>		<input type="checkbox"/>
24	Adrian Tew	30.44	11.10	19.34	6:31		<input type="checkbox"/>		<input type="checkbox"/>

Note: Placings are adjusted to New Runner rules - See Booklet for details




# Deloraine

Saturday, 14 July 2018

Division 3 Distance 1.5 KM Race type Handicap

Place	Competitor:	Gun Tim	Handicap	Actual time	Time / KM:	Last Years	PB	New runner?	Fastest
01	Macie Petterwood	15.46	7.55	7.51	5:14		<input type="checkbox"/>		<input type="checkbox"/>
02	Savannah McKenzie	15.54	8.05	7.49	5:13	5:25	<input type="checkbox"/>		<input type="checkbox"/>
03	Sophie Holmes	16.06	7.45	8.21	5:34	5:36	<input type="checkbox"/>		<input type="checkbox"/>
04	Archie Jones	16.16	9.05	7.11	4:47		<input type="checkbox"/>	First Run	<input checked="" type="checkbox"/>
05	Lindsay McKay	16.19	7.45	8.34	5:43	5:29	<input type="checkbox"/>		<input type="checkbox"/>
06	Annabelle Cook	16.25	9.05	7.20	4:53		<input type="checkbox"/>		<input type="checkbox"/>
07	Bianca Anderson	16.38	9.45	6.53	4:35		<input type="checkbox"/>		<input checked="" type="checkbox"/>
08	Zac Milich	16.40	8.35	8.05	5:23		<input type="checkbox"/>		<input type="checkbox"/>
09	Lincon Talbot	16.40	8.30	8.10	5:27		<input type="checkbox"/>		<input type="checkbox"/>
10	Gerard Little	16.44	1.50	14.54	9:56		<input type="checkbox"/>		<input type="checkbox"/>
11	Jamie Howard	14.57	5.40	9.17	6:11		<input type="checkbox"/>	Second Run	<input type="checkbox"/>
12	Dakota Bakes	16.53	7.05	9.48	6:32		<input type="checkbox"/>		<input type="checkbox"/>
13	Chloe Bakes	16.54	9.00	7.54	5:16		<input type="checkbox"/>		<input type="checkbox"/>
14	Emma Pern	16.57	7.20	9.37	6:25		<input type="checkbox"/>		<input type="checkbox"/>
15	Dale Kean	17.06	4.20	12.46	8:31	7:49	<input type="checkbox"/>		<input type="checkbox"/>
16	Amelia Holmes	17.17	8.20	8.57	5:58	5:31	<input type="checkbox"/>		<input type="checkbox"/>
17	Adrian Tew	17.43	7.35	10.08	6:45	5:21	<input type="checkbox"/>		<input type="checkbox"/>
18	Thomas Death	21.58	9.05	12.53	8:35	4:42	<input type="checkbox"/>		<input type="checkbox"/>

Note: Placings are adjusted to New Runner rules - See Booklet for details



**Newstead Athletics**  
Inc.



# Rosevale

Saturday, 28 July 2018

Division **1** Distance **8** KM Race type **Handicap**

Place	Competitor:	Gun Tim	Handicap	Actual time	Time / KM:	Last Years	PB	New runner?	Fastest
01	Kye Bottle	58.10	13.39	44.31	5:34		<input type="checkbox"/>		<input type="checkbox"/>
02	Lorna Wilson	59.04	5.51	53.13	6:39		<input type="checkbox"/>		<input type="checkbox"/>
03	Jennifer Tait	60.21	17.41	42.40	5:20	5:06	<input type="checkbox"/>		<input checked="" type="checkbox"/>
04	Craig Barron	60.30	11.58	48.32	6:04	5:50	<input type="checkbox"/>		<input type="checkbox"/>
05	Natasha Adams	61.13	16.42	44.31	5:34	5:24	<input type="checkbox"/>		<input type="checkbox"/>
06	Tristram Fitzallen	61.22	14.54	46.28	5:48		<input type="checkbox"/>		<input type="checkbox"/>
07	Andrew Seen	61.58	24.22	37.36	4:42		<input type="checkbox"/>		<input type="checkbox"/>
08	Montana McKenzie	62.00	18.31	43.29	5:26		<input type="checkbox"/>		<input type="checkbox"/>
09	Shaun Smith	62.00	28.08	33.52	4:14		<input type="checkbox"/>		<input checked="" type="checkbox"/>
10	Brodie Leslie	62.12	0.58	61.14	7:39		<input type="checkbox"/>		<input type="checkbox"/>
11	Alexander Seen	60.44	24.22	36.22	4:33		<input type="checkbox"/>	Third Run	<input type="checkbox"/>
12	David Nicholls	62.36	1.15	61.21	7:40		<input type="checkbox"/>		<input type="checkbox"/>
13	Allison Maloney	63.21	17.49	45.32	5:41	5:18	<input type="checkbox"/>		<input type="checkbox"/>
14	Ben Bottle	65.42	21.01	44.41	5:35		<input type="checkbox"/>		<input type="checkbox"/>
15	Tony Walsh	76.18	5.09	71.09	8:54	8:07	<input type="checkbox"/>		<input type="checkbox"/>

Division **2** Distance **4** KM Race type **Handicap**

Place	Competitor:	Gun Tim	Handicap	Actual time	Time / KM:	Last Years	PB	New runner?	Fastest
01	Jessica McCallumSmith	37.09	19.00	18.09	4:32		<input type="checkbox"/>		<input checked="" type="checkbox"/>
02	Maddison Bakes	37.20	17.45	19.35	4:54	5:35	<input checked="" type="checkbox"/>		<input type="checkbox"/>
03	Hamish Cook	37.39	20.10	17.29	4:22		<input type="checkbox"/>		<input checked="" type="checkbox"/>
04	Erin Giles	37.40	19.20	18.20	4:35	4:21	<input type="checkbox"/>		<input type="checkbox"/>
05	Stella Gracey	38.18	18.35	19.43	4:56	5:01	<input checked="" type="checkbox"/>		<input type="checkbox"/>
06	Mick Halaby	38.41	16.00	22.41	5:40		<input type="checkbox"/>	First Run	<input type="checkbox"/>
07	Eden Seckold-Bamford	38.44	19.20	19.24	4:51		<input type="checkbox"/>		<input type="checkbox"/>
08	Rhoden Murfet	38.52	15.15	23.37	5:54		<input type="checkbox"/>		<input type="checkbox"/>
09	Blaise Fitzallen	39.10	18.00	21.10	5:18		<input type="checkbox"/>		<input type="checkbox"/>
10	Luke McKenzie	39.33	19.10	20.23	5:06		<input type="checkbox"/>		<input type="checkbox"/>
11	Makayla Holmes	39.33	18.15	21.18	5:20		<input type="checkbox"/>		<input type="checkbox"/>
12	Jacque Spencer	40.48	2.40	38.08	9:32		<input type="checkbox"/>		<input type="checkbox"/>
13	Brenda Giles	42.02	4.55	37.07	9:17		<input type="checkbox"/>		<input type="checkbox"/>

Note: Placings are adjusted to New Runner rules - See Booklet for details





# Rosevale

Saturday, 28 July 2018

Division 3 Distance 2 KM Race type Handicap

Place	Competitor:	Gun Tim	Handicap	Actual time	Time / KM:	Last Years	PB	New runner?	Fastest
01	Savannah McKenzie	20.38	10.45	9.53	4:57	5:32	<input checked="" type="checkbox"/>		<input checked="" type="checkbox"/>
02	Gerard Little	20.50	2.20	18.30	9:15		<input type="checkbox"/>		<input type="checkbox"/>
03	Sophie Holmes	21.01	10.15	10.46	5:23	5:51	<input checked="" type="checkbox"/>		<input type="checkbox"/>
04	Dakota Bakes	21.03	9.25	11.38	5:49		<input type="checkbox"/>		<input type="checkbox"/>
05	Lindsay McKay	21.07	10.15	10.52	5:26	6:00	<input checked="" type="checkbox"/>		<input type="checkbox"/>
06	Ruby Williams	21.15	11.00	10.15	5:07	5:24	<input checked="" type="checkbox"/>		<input type="checkbox"/>
07	Lachlan Preece	21.26	12.30	8.56	4:28	4:43	<input checked="" type="checkbox"/>		<input type="checkbox"/>
08	Dale Kean	21.50	5.40	16.10	8:05	7:40	<input type="checkbox"/>		<input type="checkbox"/>
09	Lily Smith	21.55	10.15	11.40	5:50		<input type="checkbox"/>		<input type="checkbox"/>
10	Amelia Holmes	22.15	11.05	11.10	5:35	5:33	<input type="checkbox"/>		<input type="checkbox"/>
11	James Baker	21.31	13.10	8.21	4:10		<input type="checkbox"/>	First Run	<input checked="" type="checkbox"/>
12	Chloe Bakes	22.33	11.55	10.38	5:19		<input type="checkbox"/>		<input type="checkbox"/>
13	Hunter Fitzallen	23.49	7.40	16.09	8:04	9:54	<input checked="" type="checkbox"/>		<input type="checkbox"/>
14	Barbara Clayton	23.52	10.00	13.52	6:56		<input type="checkbox"/>	First Run	<input type="checkbox"/>
15	Ben Giasli	32.10	11.55	20.15	5:04		<input type="checkbox"/>	Accidently ran the 4km	<input type="checkbox"/>
16	Annabelle Cook	32.27	12.00	20.27	5:07	4:04	<input type="checkbox"/>	Accidently ran the 4km	<input type="checkbox"/>



# Hollybank

Saturday, 4 August 2018

Division

1

Distance

6

KM
Race type

Handicap

Place	Competitor:	Gun Tim	Handicap	Actual time	Time / KM:	Last Years	PB	New runner?	Fastest
01	Abbie Butler	43.05	16.40	26.25	4:24		<input type="checkbox"/>	Second Run	<input checked="" type="checkbox"/>
02	Marcus Butler	43.10	16.05	27.05	4:31		<input type="checkbox"/>	Third Run	<input type="checkbox"/>
03	Alexander Seen	43.16	17.50	25.26	4:14		<input type="checkbox"/>		<input checked="" type="checkbox"/>
04	David Nicholls	43.20	0.40	42.40	7:07		<input type="checkbox"/>		<input type="checkbox"/>
05	Montana McKenzie	43.23	13.20	30.03	5:00	5:21	<input checked="" type="checkbox"/>		<input type="checkbox"/>
06	Craig Barron	43.34	8.30	35.04	5:51	5:46	<input type="checkbox"/>		<input type="checkbox"/>
07	Natasha Adams	43.48	12.00	31.48	5:18	5:18	<input checked="" type="checkbox"/>		<input type="checkbox"/>
08	Andrew Seen	43.50	16.35	27.15	4:33		<input type="checkbox"/>		<input type="checkbox"/>
09	Jennifer Tait	44.33	12.40	31.53	5:19	4:55	<input type="checkbox"/>		<input type="checkbox"/>
10	Tristram Fitzallen	44.52	10.40	34.12	5:42		<input type="checkbox"/>		<input type="checkbox"/>
11	Tony Walsh	45.26	3.30	41.56	6:59	7:34	<input checked="" type="checkbox"/>		<input type="checkbox"/>
12	Katie Duncan	46.09	16.05	30.04	5:01		<input type="checkbox"/>	First Run	<input type="checkbox"/>
13	Ben Bottle	46.32	15.10	31.22	5:14	5:30	<input checked="" type="checkbox"/>		<input type="checkbox"/>
14	Mitchell Butler	49.26	19.00	30.26	5:04		<input type="checkbox"/>		<input type="checkbox"/>
15	Allison Maloney	50.47	12.45	38.02	6:20	5:28	<input type="checkbox"/>		<input type="checkbox"/>



# Hollybank

Saturday, 4 August 2018

Division 2 Distance 3 KM Race type Handicap

Place	Competitor:	Gun Tim	Handicap	Actual time	Time / KM:	Last Years	PB	New runner?	Fastest
01	Sam Talbot	25.43	14.40	11.03	3:41		<input type="checkbox"/>		<input checked="" type="checkbox"/>
02	Abbey Berlese	25.54	12.30	13.24	4:28		<input type="checkbox"/>		<input type="checkbox"/>
03	Bridie Findlay	25.58	12.05	13.53	4:38		<input type="checkbox"/>		<input type="checkbox"/>
04	Maddison Bakes	26.09	12.10	13.59	4:40	4:38	<input type="checkbox"/>		<input type="checkbox"/>
05	Erin Giles	26.18	13.20	12.58	4:19		<input type="checkbox"/>		<input type="checkbox"/>
06	Blaise Fitzallen	26.51	12.20	14.31	4:50		<input type="checkbox"/>		<input type="checkbox"/>
07	Rhodena Murfet	26.55	10.20	16.35	5:32		<input type="checkbox"/>		<input type="checkbox"/>
08	Ben Adams	27.00	13.35	13.25	4:28	4:55	<input checked="" type="checkbox"/>		<input type="checkbox"/>
09	Ruby Williams	27.02	11.25	15.37	5:12		<input type="checkbox"/>		<input type="checkbox"/>
10	Damien Berlese	27.11	8.50	18.21	6:07		<input type="checkbox"/>		<input type="checkbox"/>
11	Mick Halaby	26.03	10.00	16.03	5:21		<input type="checkbox"/>	Second Run	<input type="checkbox"/>
12	Sophie Marshall	26.09	14.00	12.09	4:03		<input type="checkbox"/>	First Run	<input checked="" type="checkbox"/>
13	Oliver Sims	26.34	14.40	11.54	3:58		<input type="checkbox"/>	First Run	<input type="checkbox"/>
14	Seona Findlay	26.56	8.50	18.06	6:02		<input type="checkbox"/>	First Run	<input type="checkbox"/>
15	Luke McKenzie	27.18	13.15	14.03	4:41		<input type="checkbox"/>		<input type="checkbox"/>
16	Quinton Death	27.19	13.25	13.54	4:38	4:47	<input checked="" type="checkbox"/>		<input type="checkbox"/>
17	Hamish Cook	27.47	14.00	13.47	4:36		<input type="checkbox"/>		<input type="checkbox"/>
18	Lillian Giles	27.48	10.40	17.08	5:43		<input type="checkbox"/>		<input type="checkbox"/>
19	Brenda Giles	27.52	2.40	25.12	8:24		<input type="checkbox"/>		<input type="checkbox"/>
20	Macie Petterwood	28.39	12.20	16.19	5:26		<input type="checkbox"/>		<input type="checkbox"/>
21	Grace Sims	29.04	13.50	15.14	5:05		<input type="checkbox"/>	First Run	<input type="checkbox"/>
22	Jacque Spencer	29.13	1.00	28.13	9:24		<input type="checkbox"/>		<input type="checkbox"/>
23	Jessica McCallumSmith	29.48	14.00	15.48	5:16		<input type="checkbox"/>		<input type="checkbox"/>
24	Eden Seckold-Bamford	29.48	14.00	15.48	5:16		<input type="checkbox"/>		<input type="checkbox"/>
25	Demi Petterwood	29.49	14.00	15.49	5:16	5:49	<input checked="" type="checkbox"/>		<input type="checkbox"/>

Note: Placings are adjusted to New Runner rules - See Booklet for details



# Hollybank

Saturday, 4 August 2018

Division

3

Distance

1.5

KM
Race type

Handicap

Place	Competitor:	Gun Tim	Handicap	Actual time	Time / KM:	Last Years	PB	New runner?	Fastest
01	Jamie Howard	20.05	11.15	8.50	5:53		<input type="checkbox"/>		<input type="checkbox"/>
02	Lincon Talbot	20.33	13.30	7.03	4:42		<input type="checkbox"/>		<input type="checkbox"/>
03	Sophie Holmes	20.34	12.45	7.49	5:13	5:08	<input type="checkbox"/>		<input type="checkbox"/>
04	Riley Howard	20.49	14.40	6.09	4:06		<input type="checkbox"/>		<input type="checkbox"/>
05	Annabelle Cook	20.50	14.05	6.45	4:30	4:39	<input checked="" type="checkbox"/>		<input checked="" type="checkbox"/>
06	Zac Milich	20.51	13.35	7.16	4:51		<input type="checkbox"/>		<input type="checkbox"/>
07	Hunter Fitzallen	20.52	10.50	10.02	6:41	7:02	<input checked="" type="checkbox"/>		<input type="checkbox"/>
08	Thomas Death	20.53	14.05	6.48	4:32	4:13	<input type="checkbox"/>		<input type="checkbox"/>
09	Lindsay McKay	20.59	12.45	8.14	5:29		<input type="checkbox"/>		<input type="checkbox"/>
10	Xavier Davie	21.04	15.10	5.54	3:56		<input type="checkbox"/>		<input checked="" type="checkbox"/>
11	Barbara Clayton	20.10	11.00	9.10	6:07		<input type="checkbox"/>	Second Run	<input type="checkbox"/>
12	Savannah McKenzie	21.06	13.35	7.31	5:01	5:25	<input checked="" type="checkbox"/>		<input type="checkbox"/>
13	Gerard Little	21.07	6.50	14.17	9:31		<input type="checkbox"/>		<input type="checkbox"/>
14	Dakota Bakes	21.15	12.05	9.10	6:07		<input type="checkbox"/>		<input type="checkbox"/>
15	Ben Berlese	21.19	14.05	7.14	4:49		<input type="checkbox"/>		<input type="checkbox"/>
16	Will Bottle	21.28	15.10	6.18	4:12		<input type="checkbox"/>		<input type="checkbox"/>
17	Amelia Holmes	21.49	13.20	8.29	5:39	5:51	<input checked="" type="checkbox"/>		<input type="checkbox"/>
18	Brodie Leslie	21.50	12.00	9.50	6:33		<input type="checkbox"/>		<input type="checkbox"/>
19	Chloe Bakes	21.57	14.00	7.57	5:18		<input type="checkbox"/>		<input type="checkbox"/>
20	Dale Kean	22.50	9.20	13.30	9:00	8:20	<input type="checkbox"/>		<input type="checkbox"/>
21	Maeve Murfett	23.59	10.15	13.44	9:09		<input type="checkbox"/>		<input type="checkbox"/>
22	Emma Pern	24.02	12.20	11.42	7:48		<input type="checkbox"/>		<input type="checkbox"/>
23	Gabby Pern	24.09	12.20	11.49	7:53		<input type="checkbox"/>	Third Run	<input type="checkbox"/>

Note: Placings are adjusted to New Runner rules - See Booklet for details



# Fairlands

Saturday, 11 August 2018

Division **1** Distance **6** KM Race type **Handicap**

Place	Competitor:	Gun Tim	Handicap	Actual time	Time / KM:	Last Years	PB	New runner?	Fastest
01	Jennifer Tait	43.00	12.40	30.20	5:03		<input type="checkbox"/>		<input type="checkbox"/>
02	Jonathon Death	43.02	10.55	32.07	5:21		<input type="checkbox"/>		<input type="checkbox"/>
03	Marcus Butler	43.05	17.05	26.00	4:20		<input type="checkbox"/>		<input checked="" type="checkbox"/>
04	Lorna Wilson	43.06	5.50	37.16	6:13		<input type="checkbox"/>		<input type="checkbox"/>
05	Craig Barron	43.28	8.30	34.58	5:50		<input type="checkbox"/>		<input type="checkbox"/>
06	David Nicholls	44.02	0.40	43.22	7:14		<input type="checkbox"/>		<input type="checkbox"/>
07	Natasha Adams	44.40	12.00	32.40	5:27		<input type="checkbox"/>		<input type="checkbox"/>
08	Tristram Fitzallen	44.57	10.40	34.17	5:43		<input type="checkbox"/>		<input type="checkbox"/>
09	Ben Bottle	45.01	15.10	29.51	4:59		<input type="checkbox"/>		<input type="checkbox"/>
10	Montana McKenzie	45.36	13.20	32.16	5:23		<input type="checkbox"/>		<input type="checkbox"/>
11	Abbie Butler	45.30	18.40	26.50	4:28		<input type="checkbox"/>	Third Run	<input checked="" type="checkbox"/>
12	Allison Maloney	47.14	12.45	34.29	5:45		<input type="checkbox"/>		<input type="checkbox"/>
13	Maddison Bakes	47.21	15.55	31.26	5:14		<input type="checkbox"/>	Second Run	<input type="checkbox"/>
14	Kye Bottle	48.31	11.45	36.46	6:08		<input type="checkbox"/>		<input type="checkbox"/>
15	Tony Walsh	49.18	3.30	45.48	7:38		<input type="checkbox"/>		<input type="checkbox"/>

Division **2** Distance **4** KM Race type **Handicap**

Place	Competitor:	Gun Tim	Handicap	Actual time	Time / KM:	Last Years	PB	New runner?	Fastest
01	Sam Talbot	37.10	22.25	14.45	3:41		<input type="checkbox"/>		<input checked="" type="checkbox"/>
02	Rhoden Murfet	37.15	15.15	22.00	5:30		<input type="checkbox"/>		<input type="checkbox"/>
03	Hamish Cook	37.23	20.10	17.13	4:18		<input type="checkbox"/>		<input type="checkbox"/>
04	Macie Petterwood	37.30	16.10	21.20	5:20		<input type="checkbox"/>		<input type="checkbox"/>
05	Ben Adams	37.38	19.40	17.58	4:30		<input type="checkbox"/>	Gun Time Adjusted to correct ha	
06	Blaise Fitzallen	37.43	18.00	19.43	4:56		<input type="checkbox"/>		<input type="checkbox"/>
07	Jessica McCallumSmith	37.49	20.10	17.39	4:25		<input type="checkbox"/>		<input type="checkbox"/>
08	Ruby Williams	38.09	16.40	21.29	5:22		<input type="checkbox"/>		<input type="checkbox"/>
09	Makayla Holmes	38.34	18.15	20.19	5:05		<input type="checkbox"/>		<input type="checkbox"/>
10	Demi Petterwood	38.43	17.40	21.03	5:16		<input type="checkbox"/>		<input type="checkbox"/>
11	Mick Halaby	35.41	14.50	20.51	5:13		<input type="checkbox"/>	Third Run	<input type="checkbox"/>
12	Denis Giasli	36.26	14.10	22.16	5:34		<input type="checkbox"/>	Second Run	<input type="checkbox"/>
13	Ben Giasli	37.07	17.55	19.12	4:48		<input type="checkbox"/>	Second Run	<input type="checkbox"/>
14	Sophie Marshall	37.24	21.20	16.04	4:01		<input type="checkbox"/>	Second Run	<input checked="" type="checkbox"/>
15	Sarah McKenna	39.12	19.20	19.52	4:58		<input type="checkbox"/>	First Run	<input type="checkbox"/>
16	James McKenna	39.17	20.10	19.07	4:47		<input type="checkbox"/>	First Run	<input type="checkbox"/>
17	Luke McKenzie	39.28	19.10	20.18	5:04		<input type="checkbox"/>		<input type="checkbox"/>
18	Eden Seckold-Bamford	39.52	19.20	20.32	5:08		<input type="checkbox"/>		<input type="checkbox"/>
19	Jacque Spencer	42.55	2.40	40.15	10:04		<input type="checkbox"/>		<input type="checkbox"/>

Note: Placings are adjusted to New Runner rules - See Booklet for details



# Fairlands

Saturday, 11 August 2018

Division 3 Distance 2 KM Race type Handicap

Place	Competitor:	Gun Tim	Handicap	Actual time	Time / KM:	Last Years	PB	New runner?	Fastest
01	Abbey Berlese	20.31	12.10	8.21	4:10		<input type="checkbox"/>		<input type="checkbox"/>
02	Bella Shaw	20.47	11.15	9.32	4:46		<input type="checkbox"/>		<input type="checkbox"/>
03	Isabella Davie	20.53	13.10	7.43	3:52		<input type="checkbox"/>		<input checked="" type="checkbox"/>
04	Xavier Davie	21.02	13.30	7.32	3:46		<input type="checkbox"/>		<input checked="" type="checkbox"/>
05	Thomas Davie	21.09	11.20	9.49	4:55		<input type="checkbox"/>		<input type="checkbox"/>
06	Ben Berlese	21.12	12.20	8.52	4:26		<input type="checkbox"/>		<input type="checkbox"/>
07	Alexis Harmey	21.17	10.25	10.52	5:26		<input type="checkbox"/>		<input type="checkbox"/>
08	Sophie Holmes	21.19	10.15	11.04	5:32		<input type="checkbox"/>		<input type="checkbox"/>
09	Thomas Death	21.20	12.05	9.15	4:37		<input type="checkbox"/>		<input type="checkbox"/>
10	Eliza Davie	21.22	10.30	10.52	5:26		<input type="checkbox"/>		<input type="checkbox"/>
11	Barbara Clayton	21.18	9.20	11.58	5:59		<input type="checkbox"/>	Third Run	<input type="checkbox"/>
12	Annabelle Cook	21.30	12.00	9.30	4:45		<input type="checkbox"/>		<input type="checkbox"/>
13	Lindsay McKay	21.30	10.15	11.15	5:38		<input type="checkbox"/>		<input type="checkbox"/>
14	Bonnie Talbot	21.45	12.10	9.35	4:48		<input type="checkbox"/>		<input type="checkbox"/>
15	Savannah McKenzie	22.09	11.25	10.44	5:22		<input type="checkbox"/>		<input type="checkbox"/>
16	Dakota Bakes	22.23	9.40	12.43	6:22		<input type="checkbox"/>		<input type="checkbox"/>
17	Dale Kean	22.24	5.40	16.44	8:22		<input type="checkbox"/>		<input type="checkbox"/>
18	Chloe Bakes	22.57	11.55	11.02	5:31		<input type="checkbox"/>		<input type="checkbox"/>
19	Lynn Halaby	23.08	7.05	16.03	8:01		<input type="checkbox"/>		<input type="checkbox"/>
20	Amelia Holmes	23.22	11.05	12.17	6:08		<input type="checkbox"/>		<input type="checkbox"/>
21	Hunter Fitzallen	23.45	7.40	16.05	8:02		<input type="checkbox"/>		<input type="checkbox"/>
22	Gerard Little	24.25	2.20	22.05	11:03		<input type="checkbox"/>		<input type="checkbox"/>
23	Adrian Tew	27.27	10.00	17.27	8:44		<input type="checkbox"/>		<input type="checkbox"/>
24	Pippa Harmey	28.51	10.00	18.51	9:26		<input type="checkbox"/>	Second Run	<input type="checkbox"/>

Note: Placings are adjusted to New Runner rules - See Booklet for details



# Greens Beach

Saturday, 18 August 2018

Division **1** Distance **12** KM Race type **Handicap**

Place	Competitor:	Gun Tim	Handicap	Actual time	Time / KM:	Last Years	PB	New runner?	Fastest
01	Jonathon Death	91.52	19.35	72.17	6:01	6:12	<input checked="" type="checkbox"/>		<input type="checkbox"/>
02	Natasha Adams	96.53	22.05	74.48	6:14	6:05	<input type="checkbox"/>		<input type="checkbox"/>
03	Tony Brazendale	97.56	40.35	57.21	4:47		<input type="checkbox"/>		<input checked="" type="checkbox"/>
04	Jennifer Tait	99.50	28.45	71.05	5:55	5:25	<input type="checkbox"/>		<input type="checkbox"/>
05	Tristam Fitzallen	100.04	18.50	81.14	6:46		<input type="checkbox"/>		<input type="checkbox"/>
06	Craig Barron	103.39	13.40	89.59	7:30	7:20	<input type="checkbox"/>		<input type="checkbox"/>
07	Allison Maloney	104.12	24.00	80.12	6:41	6:14	<input type="checkbox"/>		<input type="checkbox"/>
08	Ben Bottle	104.38	29.45	74.53	6:14		<input type="checkbox"/>		<input type="checkbox"/>
09	Paul Hefford	112.15	0.50	111.25	9:17	8:01	<input type="checkbox"/>		<input type="checkbox"/>
10	Tony Walsh	114.35	1.35	113.00	9:25	9:50	<input checked="" type="checkbox"/>		<input type="checkbox"/>
11	Katie Duncan	96.04	25.45	70.19	5:52		<input type="checkbox"/>	Second Run	<input checked="" type="checkbox"/>
98	Darren Sullivan						<input type="checkbox"/>	DNF	<input type="checkbox"/>

Division **2** Distance **4** KM Race type **Handicap**

Place	Competitor:	Gun Tim	Handicap	Actual time	Time / KM:	Last Years	PB	New runner?	Fastest
01	Maddison Bakes	27.27	7.45	19.42	4:56		<input type="checkbox"/>		<input checked="" type="checkbox"/>
02	Rhodena Murfet	28.02	5.15	22.47	5:42		<input type="checkbox"/>		<input type="checkbox"/>
03	Hamish Cook	28.40	10.10	18.30	4:37		<input type="checkbox"/>		<input checked="" type="checkbox"/>
04	Montana McKenzie	28.42	8.15	20.27	5:07		<input type="checkbox"/>		<input type="checkbox"/>
05	Blaise Fitzallen	28.49	8.00	20.49	5:12		<input type="checkbox"/>		<input type="checkbox"/>
06	Ben Adams	29.03	9.40	19.23	4:51	4:48	<input type="checkbox"/>		<input type="checkbox"/>
07	Quinton Death	29.30	9.25	20.05	5:01	5:10	<input type="checkbox"/>		<input type="checkbox"/>
08	Luke McKenzie	31.10	9.10	22.00	5:30		<input type="checkbox"/>		<input type="checkbox"/>
09	Adrian Tew	42.19	4.10	38.09	9:32		<input type="checkbox"/>		<input type="checkbox"/>
11	Ben Giasli	27.30	7.55	19.35	4:54		<input type="checkbox"/>	Third Run	<input type="checkbox"/>
12	Denis Giasli	28.12	5.25	22.47	5:42		<input type="checkbox"/>	Third Run	<input type="checkbox"/>
13	Barbara Clayton	32.19	5.20	26.59	6:45		<input type="checkbox"/>	First run	<input type="checkbox"/>

Note: Placings are adjusted to New Runner rules - See Booklet for details



# Greens Beach

Saturday, 18 August 2018

Division

3

Distance

2

KM

Race type

Handicap

Place	Competitor:	Gun Tim	Handicap	Actual time	Time / KM:	Last Years	PB	New runner?	Fastest
01	Bella Shaw	15.49	6.15	9.34	4:47		<input type="checkbox"/>		<input type="checkbox"/>
02	Abbey Berlese	16.17	7.45	8.32	4:16		<input type="checkbox"/>		<input checked="" type="checkbox"/>
03	Annabelle Cook	16.24	7.00	9.24	4:42	5:20	<input checked="" type="checkbox"/>		<input type="checkbox"/>
04	Sophie Holmes	16.26	5.15	11.11	5:36		<input type="checkbox"/>		<input type="checkbox"/>
05	Dakota Bakes	16.29	4.25	12.04	6:02		<input type="checkbox"/>		<input type="checkbox"/>
06	Lindsay McKay	16.29	5.15	11.14	5:37	6:16	<input checked="" type="checkbox"/>		<input type="checkbox"/>
07	Blaise Fitzallen	16.32	6.55	9.37	4:49	4:54	<input checked="" type="checkbox"/>		<input type="checkbox"/>
08	Savannah McKenzie	16.33	6.25	10.08	5:04	5:39	<input checked="" type="checkbox"/>		<input type="checkbox"/>
09	Thomas Death	16.36	7.05	9.31	4:46	4:42	<input type="checkbox"/>		<input type="checkbox"/>
10	Hamish Cook	16.41	8.00	8.41	4:21	4:46	<input checked="" type="checkbox"/>		<input checked="" type="checkbox"/>
11	Lillian Giles	17.04	6.35	10.29	5:15		<input type="checkbox"/>		<input type="checkbox"/>
12	Chloe Bakes	17.33	6.55	10.38	5:19		<input type="checkbox"/>		<input type="checkbox"/>
13	Amelia Holmes	19.05	6.05	13.00	6:30		<input type="checkbox"/>		<input type="checkbox"/>
14	Adrian Tew	19.07	5.00	14.07	7:04	6:13	<input type="checkbox"/>		<input type="checkbox"/>





# Trevallyn Reserve

Saturday, 25 August 2018

Division

Distance  KM

Race type

Place	Competitor:	Gun Tim	Handicap	Actual time	Time / KM:	Last Years	PB	New runner?	Fastest
01	Natasha Adams	48.54	17.00	31.54	5:19	5:01	<input type="checkbox"/>		<input type="checkbox"/>
02	Jonathon Death	48.58	18.00	30.58	5:10	5:00	<input type="checkbox"/>		<input type="checkbox"/>
03	Tristam Fitzallen	49.13	15.40	33.33	5:36		<input type="checkbox"/>		<input type="checkbox"/>
04	Robert Gracey	49.17	20.10	29.07	4:51	4:20	<input type="checkbox"/>		<input type="checkbox"/>
05	Craig Barron	49.31	13.30	36.01	6:00	5:21	<input type="checkbox"/>		<input type="checkbox"/>
06	Mick Halaby	49.47	17.15	32.32	5:25	4:40	<input type="checkbox"/>		<input type="checkbox"/>
07	Montana McKenzie	50.12	18.20	31.52	5:19		<input type="checkbox"/>		<input checked="" type="checkbox"/>
08	Leigh Dornauf	50.27	19.35	30.52	5:09		<input type="checkbox"/>		<input type="checkbox"/>
09	Shaun Smith	50.43	25.20	25.23	4:14		<input type="checkbox"/>		<input checked="" type="checkbox"/>
10	Ben Bottle	50.44	20.10	30.34	5:06	5:09	<input checked="" type="checkbox"/>		<input type="checkbox"/>
11	Allison Maloney	51.45	17.45	34.00	5:40	5:12	<input type="checkbox"/>		<input type="checkbox"/>
12	David Nicholls	52.15	5.40	46.35	7:46	6:21	<input type="checkbox"/>		<input type="checkbox"/>
13	Maddison Bakes	52.55	20.55	32.00	5:20		<input type="checkbox"/>	Third Run	<input type="checkbox"/>
14	Tony Walsh	54.27	8.30	45.57	7:40		<input type="checkbox"/>		<input type="checkbox"/>
15	Steve Elton	59.19	3.25	55.54	9:19	8:09	<input type="checkbox"/>		<input type="checkbox"/>

Division

Distance  KM

Race type

Place	Competitor:	Gun Tim	Handicap	Actual time	Time / KM:	Last Years	PB	New runner?	Fastest
01	Abbey Berlese	20.38	7.30	13.08	4:23		<input type="checkbox"/>		<input type="checkbox"/>
02	Erin Giles	21.09	8.20	12.49	4:16	4:04	<input type="checkbox"/>		<input checked="" type="checkbox"/>
03	Stella Gracey	21.26	7.50	13.36	4:32	4:15	<input type="checkbox"/>		<input type="checkbox"/>
04	Blaise Fitzallen	21.31	7.20	14.11	4:44		<input type="checkbox"/>		<input type="checkbox"/>
05	Rhodena Murfet	21.33	5.50	15.43	5:14		<input type="checkbox"/>		<input type="checkbox"/>
06	Denis Giasli	21.34	5.00	16.34	5:31		<input type="checkbox"/>		<input type="checkbox"/>
07	Hamish Cook	21.36	9.00	12.36	4:12		<input type="checkbox"/>		<input checked="" type="checkbox"/>
08	Ben Adams	21.36	8.35	13.01	4:20	4:33	<input checked="" type="checkbox"/>		<input type="checkbox"/>
09	Ben Giasli	21.40	7.50	13.50	4:37		<input type="checkbox"/>		<input type="checkbox"/>
10	Quinton Death	21.42	8.25	13.17	4:26		<input type="checkbox"/>		<input type="checkbox"/>
11	Eden Seckold-Bamford	22.45	9.00	13.45	4:35		<input type="checkbox"/>		<input type="checkbox"/>
12	Makayla Holmes	22.50	7.35	15.15	5:05		<input type="checkbox"/>		<input type="checkbox"/>
13	Luke McKenzie	23.24	9.00	14.24	4:48		<input type="checkbox"/>		<input type="checkbox"/>
14	Barbara Clayton	23.53	5.25	18.28	6:09		<input type="checkbox"/>	Second Run	<input type="checkbox"/>
15	Ruby Williams	26.32	6.25	20.07	6:42		<input type="checkbox"/>	Ran 4k by mistake	<input type="checkbox"/>
16	Adrian Tew	33.09	4.30	28.39	9:33		<input type="checkbox"/>		<input type="checkbox"/>

Note: Placings are adjusted to New Runner rules - See Booklet for details



# Trevallyn Reserve

Saturday, 25 August 2018

Division

Distance  KM

Race type

Place	Competitor:	Gun Tim	Handicap	Actual time	Time / KM:	Last Years	PB	New runner?	Fastest
01	Thomas Death	20.35	14.05	6.30	4:20	4:20	<input type="checkbox"/>	Exactly same time as last year	<input type="checkbox"/>
02	Ben Giasli	20.39	14.00	6.39	4:26		<input type="checkbox"/>		<input type="checkbox"/>
03	Lachlan Preece	20.42	14.25	6.17	4:11	4:24	<input checked="" type="checkbox"/>		<input checked="" type="checkbox"/>
04	Alexis Harmey	20.43	12.50	7.53	5:15		<input type="checkbox"/>		<input type="checkbox"/>
05	Flynn Preece	20.44	12.35	8.09	5:26	6:33	<input checked="" type="checkbox"/>		<input type="checkbox"/>
06	Savannah McKenzie	20.46	13.35	7.11	4:47	5:17	<input checked="" type="checkbox"/>		<input type="checkbox"/>
07	Annabelle Cook	20.47	14.15	6.32	4:21		<input type="checkbox"/>		<input checked="" type="checkbox"/>
08	Oliver Mannion	20.49	13.20	7.29	4:59		<input type="checkbox"/>		<input type="checkbox"/>
09	Lindsay McKay	20.50	12.45	8.05	5:23	5:19	<input type="checkbox"/>		<input type="checkbox"/>
10	Ella Mannion	21.17	13.50	7.27	4:58		<input type="checkbox"/>		<input type="checkbox"/>
11	Matilda Preece	18.50	5.30	13.20	8:53		<input type="checkbox"/>	Third Run	<input type="checkbox"/>
12	Lillian Giles	21.18	13.45	7.33	5:02		<input type="checkbox"/>		<input type="checkbox"/>
13	Chloe Bakes	21.24	14.00	7.24	4:56		<input type="checkbox"/>		<input type="checkbox"/>
14	Makayla Holmes	21.25	13.40	7.45	5:10	4:51	<input type="checkbox"/>		<input type="checkbox"/>
15	Pippa Harmey	21.36	8.40	12.56	8:37		<input type="checkbox"/>	Third Run	<input type="checkbox"/>
16	Bianca Anderson	21.54	14.45	7.09	4:46	3:56	<input type="checkbox"/>		<input type="checkbox"/>
17	Dale Kean	22.02	9.20	12.42	8:28	7:17	<input type="checkbox"/>		<input type="checkbox"/>
18	Adrian Tew	22.29	12.35	9.54	6:36		<input type="checkbox"/>		<input type="checkbox"/>
19	Hunter Fitzallen	23.05	10.50	12.15	8:10	7:43	<input type="checkbox"/>		<input type="checkbox"/>
20	Rhodena Murfet	23.07	12.55	10.12	6:48	5:28	<input type="checkbox"/>		<input type="checkbox"/>
21	Gerard Little	26.01	6.50	19.11	12:47		<input type="checkbox"/>	Got Lost	<input type="checkbox"/>

Note: Placings are adjusted to New Runner rules - See Booklet for details



# Hadspen

Saturday, 1 September 2018

Division **1** Distance **5** KM Race type **Handicap**

Place	Competitor:	Gun Tim	Handicap	Actual time	Time / KM:	Last Years	PB	New runner?	Fastest
01	Peter Vocke	34.00	8.40	25.20	5:04		<input type="checkbox"/>		<input type="checkbox"/>
02	Lorna Wilson	34.25	7.05	27.20	5:28	7:02	<input checked="" type="checkbox"/>		<input type="checkbox"/>
03	David Nicholls	35.34	2.50	32.44	6:33	6:22	<input type="checkbox"/>		<input type="checkbox"/>
04	Mitchell Butler	35.36	15.50	19.46	3:57		<input type="checkbox"/>		<input type="checkbox"/>
05	Paul McShane	35.48	9.45	26.03	5:13	5:10	<input type="checkbox"/>		<input type="checkbox"/>
06	Tristram Fitzallen	36.50	11.50	25.00	5:00		<input type="checkbox"/>		<input type="checkbox"/>
07	Mick Halaby	37.08	12.20	24.48	4:58	4:27	<input type="checkbox"/>		<input type="checkbox"/>
08	Tony Brazendale	37.19	18.20	18.59	3:48	3:53	<input checked="" type="checkbox"/>		<input type="checkbox"/>
09	Darren Sullivan	37.27	15.40	21.47	4:21	4:24	<input checked="" type="checkbox"/>		<input type="checkbox"/>
10	Montana McKenzie	37.40	13.10	24.30	4:54	5:00	<input checked="" type="checkbox"/>		<input type="checkbox"/>
11	Katie Duncan	37.35	14.10	23.25	4:41		<input type="checkbox"/>	Third Run	<input type="checkbox"/>
12	Allison Maloney	37.45	12.45	25.00	5:00	4:54	<input type="checkbox"/>		<input type="checkbox"/>
13	Ben Bottle	37.47	14.40	23.07	4:37	5:09	<input checked="" type="checkbox"/>		<input type="checkbox"/>
14	Shaun Smith	37.51	18.55	18.56	3:47		<input type="checkbox"/>		<input checked="" type="checkbox"/>
15	Abbie Butler	38.08	17.35	20.33	4:07		<input type="checkbox"/>		<input checked="" type="checkbox"/>
16	Jonathon Death	38.12	14.35	23.37	4:43	5:05	<input checked="" type="checkbox"/>		<input type="checkbox"/>
17	Brodie Leslie	38.18	2.40	35.38	7:08		<input type="checkbox"/>		<input type="checkbox"/>
18	Natasha Adams	38.23	13.45	24.38	4:56	5:01	<input checked="" type="checkbox"/>		<input type="checkbox"/>
19	Maddison Bakes	38.31	15.20	23.11	4:38		<input type="checkbox"/>		<input type="checkbox"/>
20	Tony Walsh	39.03	5.10	33.53	6:47	6:31	<input type="checkbox"/>		<input type="checkbox"/>

Division **2** Distance **3** KM Race type **Handicap**

Place	Competitor:	Gun Tim	Handicap	Actual time	Time / KM:	Last Years	PB	New runner?	Fastest
01	Erin Giles						<input type="checkbox"/>	No time	<input type="checkbox"/>
02	Blaise Fitzallen						<input type="checkbox"/>	No time	<input type="checkbox"/>
03	Ruby Williams						<input type="checkbox"/>	No time	<input type="checkbox"/>
04	Luke McKenzie						<input type="checkbox"/>	No time	<input type="checkbox"/>
05	Ben Giasli						<input type="checkbox"/>	No time	<input type="checkbox"/>
06	Abbas Rajab Ali						<input type="checkbox"/>	No time	<input type="checkbox"/>
07	Makayla Holmes						<input type="checkbox"/>	No time	<input type="checkbox"/>
08	Hamish Cook						<input type="checkbox"/>	No time	<input type="checkbox"/>
09	Denis Giasli						<input type="checkbox"/>	No time	<input type="checkbox"/>
10	Ben Adams						<input type="checkbox"/>	No time	<input type="checkbox"/>
11	Rhodena Murfet						<input type="checkbox"/>	No time	<input type="checkbox"/>
12	Quinton Death						<input type="checkbox"/>	No time	<input type="checkbox"/>
13	Jessica McCallumSmith						<input type="checkbox"/>	No time	<input type="checkbox"/>
14	Lillian Giles						<input type="checkbox"/>	No time	<input type="checkbox"/>
15	Brenda Giles						<input type="checkbox"/>	No time	<input type="checkbox"/>
16	Barbara Clayton						<input type="checkbox"/>	No time	<input type="checkbox"/>
17	Adrian Tew						<input type="checkbox"/>	No time	<input type="checkbox"/>
18	Rebecca Riedl						<input type="checkbox"/>	No time	<input type="checkbox"/>

Note: Placings are adjusted to New Runner rules - See Booklet for details



# Hadspen

Saturday, 1 September 2018

Division

3

Distance

1.5

KM

Race type

Handicap

Place	Competitor:	Gun Tim	Handicap	Actual time	Time / KM:	Last Years	PB	New runner?	Fastest
01	Sophie Holmes	10.30	2.45	7.45	5:10		<input type="checkbox"/>		<input type="checkbox"/>
02	Riley Howard	10.39	4.40	5.59	3:59		<input type="checkbox"/>		<input checked="" type="checkbox"/>
03	Lindsay McKay	10.41	2.45	7.56	5:17	5:25	<input checked="" type="checkbox"/>		<input type="checkbox"/>
04	Demi Petterwood	10.42	3.30	7.12	4:48	4:18	<input type="checkbox"/>		<input type="checkbox"/>
05	Annabelle Cook	10.55	4.15	6.40	4:27	4:35	<input checked="" type="checkbox"/>		<input checked="" type="checkbox"/>
06	Hamish Cook	10.58	4.30	6.28	4:19	5:43	<input checked="" type="checkbox"/>		<input type="checkbox"/>
07	Savannah McKenzie	11.00	3.35	7.25	4:57	4:59	<input checked="" type="checkbox"/>		<input type="checkbox"/>
08	Ben Berlese	11.05	4.20	6.45	4:30		<input type="checkbox"/>		<input type="checkbox"/>
09	Hunter Fitzallen	11.09	0.50	10.19	6:53	7:57	<input checked="" type="checkbox"/>		<input type="checkbox"/>
10	Thomas Death	11.14	4.35	6.39	4:26	4:37	<input checked="" type="checkbox"/>		<input type="checkbox"/>
11	Amelia Holmes	11.16	3.20	7.56	5:17		<input type="checkbox"/>		<input type="checkbox"/>
12	Macie Petterwood	11.18	3.25	7.53	5:15	4:53	<input type="checkbox"/>		<input type="checkbox"/>
13	Makayla Holmes	11.30	3.40	7.50	5:13		<input type="checkbox"/>		<input type="checkbox"/>
14	Daniel Wojcik	11.48	3.25	8.23	5:35		<input type="checkbox"/>	Second Run	<input type="checkbox"/>
15	Chloe Bakes	11.50	4.00	7.50	5:13		<input type="checkbox"/>		<input type="checkbox"/>
16	Abbey Berlese	12.55	5.10	7.45	5:10		<input type="checkbox"/>		<input type="checkbox"/>
17	Blaise Fitzallen	12.55	5.10	7.45	5:10	4:36	<input type="checkbox"/>		<input type="checkbox"/>
18	Adrian Tew	16.12	2.35	13.37	9:05		<input type="checkbox"/>		<input type="checkbox"/>